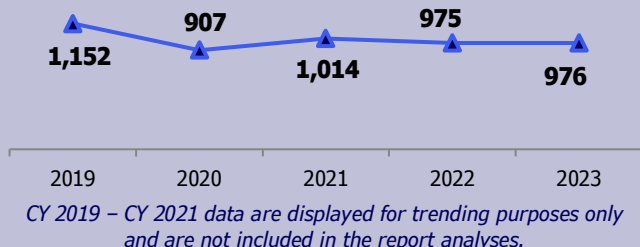


Cardiac Procedures Report
January 1, 2022 through December 31, 2023 Data

Key Findings and Statewide Statistics

Surgical Aortic Valve Replacement (SAVR) with Coronary Artery Bypass Graft (CABG)

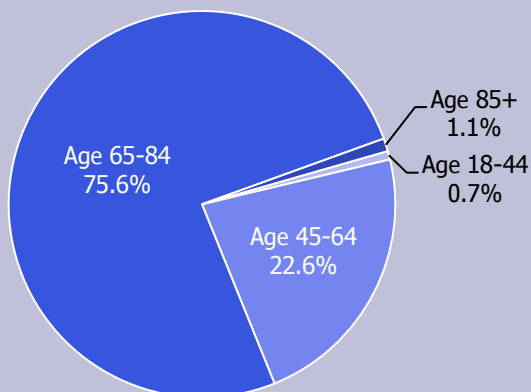
Number of Cases



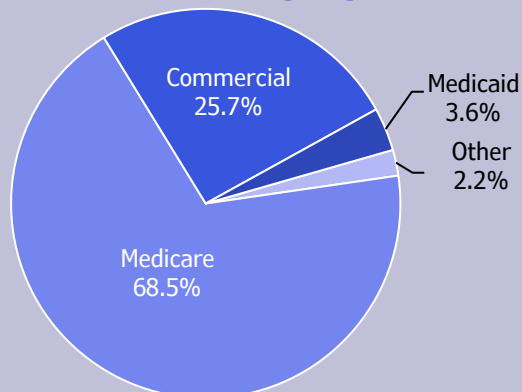
There were **1,951** hospitalizations for surgical aortic valve replacement (SAVR) with coronary artery bypass graft (CABG) procedures performed in Pennsylvania acute care hospitals during Calendar Years (CY) 2022 and 2023.

Of these hospitalizations, **1,824** cases, after exclusions, were examined in the Hospital Results section of this report in determining statewide rates of mortality, readmission, and postoperative length of stay.

SAVR with CABG by Age



SAVR with CABG by Payer



Percentages may not add to 100% due to rounding.

Mortality

- The in-hospital mortality rate was **3.4%**.
- Black (non-Hispanic) patients had a mortality rate of **13.0%**. White (non-Hispanic) and Hispanic patients had mortality rates of **3.0%** and **0.0%**, respectively.
- Female patients had a mortality rate of **6.3%** and male patients had a mortality rate of **2.6%**.

Readmission

- **5.6%** of patients were readmitted to an acute care hospital within 7 days, **12.5%** were readmitted within 30 days, and **17.7%** were readmitted within 90 days.
- White (non-Hispanic) patients had the highest 30-day readmission rate at **12.6%**. Black (non-Hispanic) and Hispanic patients had 30-day readmission rates of **10.8%** and **7.1%**, respectively.
- Female patients had a 30-day readmission rate of **13.8%** and male patients had a readmission rate of **12.1%**.

Cardiac Procedures Report January 1, 2022 through December 31, 2023 Data

Postoperative Length of Stay

- In CY 2022-2023, patients stayed in the hospital an average of **8.2** days following a SAVR with CABG procedure.
- **3.8%** of patients experienced an extended postoperative length of stay; that is, after accounting for patient risk, they stayed in the hospital longer than expected. The average postoperative stay for these patients was **30.4** days.

Medicare Payments

- The average Medicare fee-for-service payment for hospitalizations in CY 2022-2023 was **\$58,527**.
- The average Medicare fee-for-service payment for hospitalizations with an extended postoperative length of stay was **\$103,138**.

Results based on the Centers for Medicare and Medicaid Services CY 2022-2023 Medicare fee-for-service payment data.

SAVR with CABG Hospitalization Rates per 10,000 Pennsylvania Residents (CY 2022-2023) Statewide Rate: 1.7

Age	Female/Male	Race/Ethnicity
Age 18-44 <0.1	Female 0.7	White (non-Hispanic) 2.0
Age 45-64 1.2	Male 2.7	Black (non-Hispanic) 0.4
Age 65-84 5.8		Hispanic 0.4
Age 85 and older 0.5		
Poverty	Rural/Urban	Region
High Poverty 1.0	Rural County 1.9	Western PA 1.7
All Other 1.8	Urban County 1.6	Central & Northeastern PA 1.9
		Southeastern PA 1.5

Rate calculations: Hospitalization rates above were based on Pennsylvania residents (1,737 hospital stays or 89.0% of all 1,951 hospitalizations for SAVR with CABG) using PHC4 discharge data and 2023 US Census Bureau population figures.

High Poverty rates included hospitalizations for residents living in areas where 20% or more of the population lives in poverty.

Rural County and *Urban County* rates were based on the designation of the county of residence as defined by The Center for Rural Pennsylvania. Urban counties are italicized in the following list of counties by region. Regional rates were adjusted for population differences in age and sex.

- Western PA includes the following counties: *Allegheny*, Armstrong, Beaver, Bedford, Blair, Butler, Cambria, Cameron, Clarion, Clearfield, Crawford, Elk, Erie, Fayette, Forest, Greene, Indiana, Jefferson, Lawrence, McKean, Mercer, Potter, Somerset, Venango, Warren, Washington, and Westmoreland.
- Central & Northeastern PA includes the following counties: Adams, Bradford, Centre, Clinton, Columbia, Cumberland, Dauphin, Franklin, Fulton, Huntingdon, Juniata, Lackawanna, Lancaster, Lebanon, Luzerne, Lycoming, Mifflin, Monroe, Montour, Northumberland, Perry, Pike, Snyder, Sullivan, Susquehanna, Tioga, Union, Wayne, Wyoming, and York.
- Southeastern PA includes the following counties: Berks, Bucks, Carbon, Chester, Delaware, Lehigh, Montgomery, Northampton, Philadelphia, and Schuylkill.

For County Rates, see “Maps – Rates by County”