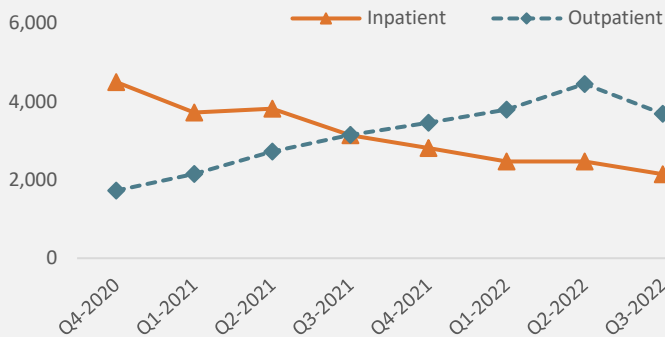


Key Findings and Statewide Statistics

Total Hip Replacement

Number of Cases by Quarter



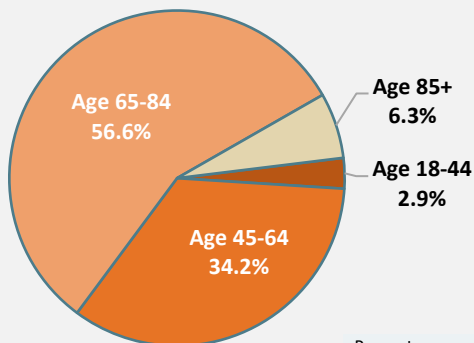
Q4-2020 through Q3-2021 data are displayed for trending purposes only and are not included in the report analyses.

There were **9,906** inpatient hospitalizations and **15,386** outpatient encounters for total hip replacement procedures in Pennsylvania facilities from October 1, 2021 through September 30, 2022.

Of the inpatient hospitalizations, **7,126** cases, after exclusions, were examined in the Hospital Results section of this report in determining statewide rates of complications and postoperative length of stay.

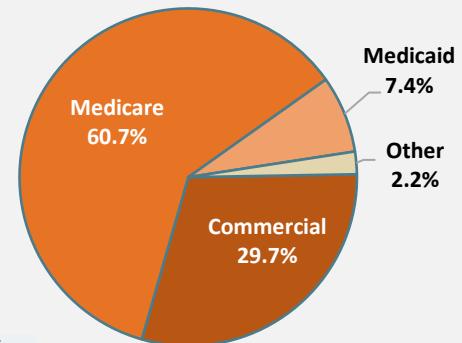
The number of inpatient total hip replacement cases decreased **52.3%** and the number of outpatient cases increased **113.7%** between Q4-2020 and Q3-2022.

Total Hip Replacement, by Age for Inpatient Hospitalizations



Percentages may not add to 100% due to rounding.

Total Hip Replacement, by Payer for Inpatient Hospitalizations



Complications for Inpatient Hospital Stays

- **2.8%** of patients who underwent a total hip replacement had an in-hospital complication or were readmitted to an acute care hospital for a complication within 7, 30, or 90 days of discharge depending on the complication.
- At **3.3%**, female patients had a complication rate that was statistically higher than the rest of the state.

Postoperative Length of Stay for Inpatient Hospital Stays

- Patients stayed in the hospital an average of **1.7 days** following an inpatient total hip replacement.
- **4.3%** of patients who had a total hip replacement during an inpatient hospitalization experienced an extended postoperative length of stay; that is, after accounting for patient risk, they stayed in the hospital longer than expected. The average postoperative stay for these patients was **6.4 days**.

Key Findings and Statewide Statistics

Medicare Payments for Inpatient Hospital Stays

- The average Medicare fee-for-service payment for a total hip replacement hospitalization was **\$12,051**.
- The average Medicare fee-for-service payment for a total hip replacement hospitalization with an extended postoperative length of stay was **\$14,039**.

Based on the Centers for Medicare and Medicaid Services Calendar Year 2021 Medicare Fee-for-Service payment data.

Total Hip Replacement Inpatient Hospitalization Rates per 10,000 Pennsylvania Residents

Statewide Rate: 8.7

<p>Age</p> <p>Age 18-44 0.6</p> <p>Age 45-64 9.3</p> <p>Age 65-84 22.9</p> <p>Age 85 and older 18.7</p>	<p>Female/Male</p> <p>Female 10.0</p> <p>Male 7.4</p>	<p>Race/Ethnicity</p> <p>White (non-Hispanic) 9.6</p> <p>Black (non-Hispanic) 7.8</p> <p>Hispanic 1.4</p>
<p>Poverty</p> <p>High Poverty 7.0</p> <p>All Other 8.9</p>	<p>Rural/Urban</p> <p>Rural County 8.4</p> <p>Urban County 8.9</p>	<p>Region</p> <p>Western PA 10.0</p> <p>Central & Northeastern PA 6.0</p> <p>Southeastern PA 9.7</p>

Rate calculations: The inpatient hospitalization rates above were based on Pennsylvania residents (9,028 hospital stays or 91.1% of all 9,906 hospitalizations for total hip replacement) using PHC4 discharge data and 2022 US Census Bureau population figures (2021 for poverty rates).

High Poverty rates included inpatient hospitalizations for residents living in areas where 20% or more of the population lives in poverty.

Rural County and *Urban County* rates were based on the designation of the county of residence as defined by The Center for Rural Pennsylvania. Urban counties are italicized in the following list of counties by region. Regional rates were adjusted for population differences in age and sex.

- Western PA includes the following counties: *Allegheny, Armstrong, Beaver, Bedford, Blair, Butler, Cambria, Cameron, Clarion, Clearfield, Crawford, Elk, Erie, Fayette, Forest, Greene, Indiana, Jefferson, Lawrence, McKean, Mercer, Potter, Somerset, Venango, Warren, Washington, and Westmoreland.*
- Central & Northeastern PA includes the following counties: Adams, Bradford, Centre, Clinton, Columbia, *Cumberland, Dauphin*, Franklin, Fulton, Huntingdon, Juniata, *Lackawanna, Lancaster, Lebanon, Luzerne*, Lycoming, Mifflin, Monroe, Montour, Northumberland, Perry, Pike, Snyder, Sullivan, Susquehanna, Tioga, Union, Wayne, Wyoming, and York.
- Southeastern PA includes the following counties: *Berks, Bucks, Carbon, Chester, Delaware, Lehigh, Montgomery, Northampton, Philadelphia, and Schuylkill.*

For County Rates, see “Maps – Rates by County”