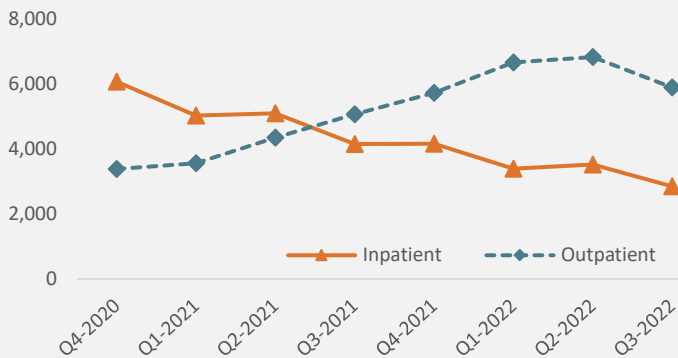


Key Findings and Statewide Statistics

Total Knee Replacement

Number of Cases by Quarter



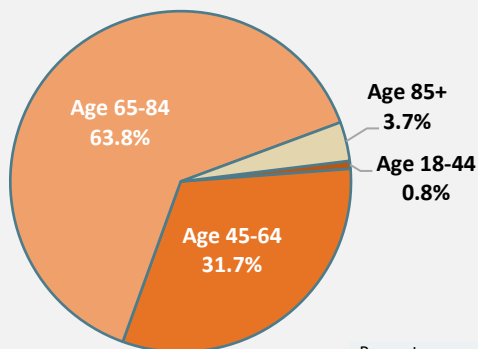
Q4-2020 through Q3-2021 data are displayed for trending purposes only and are not included in the report analyses.

There were **13,910** inpatient hospitalizations and **25,095** outpatient encounters for total knee replacement procedures in Pennsylvania facilities from October 1, 2021 through September 30, 2022.

Of the inpatient hospitalizations, **11,716** cases, after exclusions, were examined in the Hospital Results section of this report in determining statewide rates of complications and postoperative length of stay.

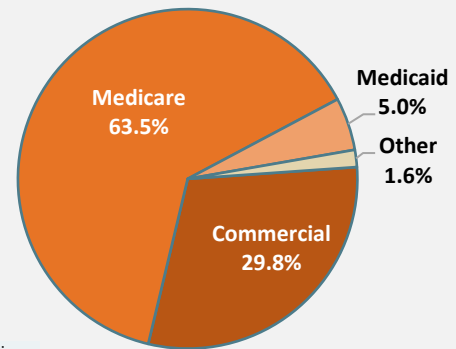
The number of inpatient total knee replacement cases decreased **53.1%** and the number of outpatient cases increased **74.3%** between Q4-2020 and Q3-2022.

Total Knee Replacement, by Age for Inpatient Hospitalizations



Percentages may not add to 100% due to rounding.

Total Knee Replacement, by Payer for Inpatient Hospitalizations



Complications for Inpatient Hospital Stays

- **1.7%** of patients who underwent a total knee replacement had an in-hospital complication or were readmitted to an acute care hospital for a complication within 7, 30, or 90 days of discharge depending on the complication.
- At **4.2%**, patients age 85 and older had a complication rate that was statistically higher than the rest of the state.

Postoperative Length of Stay for Inpatient Hospital Stays

- Patients stayed in the hospital an average of **1.8 days** following an inpatient total knee replacement.
- **3.3%** of patients who had a total knee replacement during an inpatient hospitalization experienced an extended postoperative length of stay; that is, after accounting for patient risk, they stayed in the hospital longer than expected. The average postoperative stay for these patients was **6.4 days**.

Key Findings and Statewide Statistics

Medicare Payments for Inpatient Hospital Stays

- The average Medicare fee-for-service payment for a total knee replacement hospitalization was **\$12,429**.
- The average Medicare fee-for-service payment for a total knee replacement hospitalization with an extended postoperative length of stay was **\$14,708**.

Based on the Centers for Medicare and Medicaid Services Calendar Year 2021 Medicare Fee-for-Service payment data.

Total Knee Replacement Inpatient Hospitalization Rates per 10,000 Pennsylvania Residents

Statewide Rate: 12.5

<p>Age</p> <p>Age 18-44 0.2</p> <p>Age 45-64 12.3</p> <p>Age 65-84 36.8</p> <p>Age 85 and older 15.6</p>	<p>Female/Male</p> <p>Female 14.9</p> <p>Male 9.9</p>	<p>Race/Ethnicity</p> <p>White (non-Hispanic) 13.4</p> <p>Black (non-Hispanic) 11.5</p> <p>Hispanic 2.9</p>
<p>Poverty</p> <p>High Poverty 9.0</p> <p>All Other 12.8</p>	<p>Rural/Urban</p> <p>Rural County 11.2</p> <p>Urban County 12.9</p>	<p>Region</p> <p>Western PA 13.1</p> <p>Central & Northeastern PA 9.0</p> <p>Southeastern PA 14.5</p>

Rate calculations: The inpatient hospitalization rates above were based on Pennsylvania residents (12,859 hospital stays or 92.4% of all 13,910 hospitalizations for total knee replacement) using PHC4 discharge data and 2022 US Census Bureau population figures (2021 for poverty rates).

High Poverty rates included inpatient hospitalizations for residents living in areas where 20% or more of the population lives in poverty.

Rural County and *Urban County* rates were based on the designation of the county of residence as defined by The Center for Rural Pennsylvania. Urban counties are italicized in the following list of counties by region. Regional rates were adjusted for population differences in age and sex.

- Western PA includes the following counties: *Allegheny, Armstrong, Beaver, Bedford, Blair, Butler, Cambria, Cameron, Clarion, Clearfield, Crawford, Elk, Erie, Fayette, Forest, Greene, Indiana, Jefferson, Lawrence, McKean, Mercer, Potter, Somerset, Venango, Warren, Washington, and Westmoreland.*
- Central & Northeastern PA includes the following counties: *Adams, Bradford, Centre, Clinton, Columbia, Cumberland, Dauphin, Franklin, Fulton, Huntingdon, Juniata, Lackawanna, Lancaster, Lebanon, Luzerne, Lycoming, Mifflin, Monroe, Montour, Northumberland, Perry, Pike, Snyder, Sullivan, Susquehanna, Tioga, Union, Wayne, Wyoming, and York.*
- Southeastern PA includes the following counties: *Berks, Bucks, Carbon, Chester, Delaware, Lehigh, Montgomery, Northampton, Philadelphia, and Schuylkill.*

For County Rates, see “Maps – Rates by County”