

PA Health Care Cost Containment Council

Special Data Requests Update

December 2022

New Council Member Appointments

PHC4 welcomes Senator Camera Bartolotta, representing Pennsylvania's 46th District, who was appointed as a Council member by the President Pro Tempore of the Senate Jake Corman. PHC4 also welcomes Ms. Monica Virgilio from the Pennsylvania AFL-CIO, Mr. Robert Bair, President of the Pennsylvania Building and Construction Trades Council, Ms. Karen Groh, President and Chief Executive Officer, Lebanon Valley Chamber of Commerce, and Mr. George Book, President and Chief Executive Officer, West Shore Chamber of Commerce, who were officially appointed as Council members by the Pennsylvania House of Representatives Speaker Bryan D. Cutler. Additionally, PHC4 welcomes Dr. Michael Seim, Senior Vice President and Chief Quality Officer at WellSpan Health and Mr. Abdoul Sosseh, Vice President of Enterprise Analytics at Thomas Jefferson University and Jefferson Health, who were both officially appointed as Council members by Governor Tom Wolf.

Senator Bartolotta joins Representative Dan Frankel in filling two of the four General Assembly positions required by Act 15 of 2020, PHC4's enabling legislation. Ms. Virgilio replaces the position formerly held by Council Vice-Chair Frank Snyder, Mr. Bair replaces the position formerly held by Frank Sirianni, and Ms. Groh and Mr. Book fill the two existing vacancies for business representatives. Mr. Sosseh replaces the position formerly held by Edward Karlovich, and Dr. Seim replaces the position previously held by Stephen Wolfe.

PHC4 Data Users Series

Studies on Physician Characteristics and Patient Outcomes

Dr. John Norcini, President Emeritus of the Foundation for Advancement of International Medical Education and Research (FAIMER®) used PHC4's hospitalization data for multiple studies on the relationship between physicians' characteristics and patient health care outcomes. Dr. Norcini indicated PHC4's data was central to the studies, which were published in *Medical Education*, *Medical Care*, and *Health Affairs*.

[More Details](#)

Data Release

Administrative & Revenue Data

First quarter 2022 inpatient and ambulatory/outpatient administrative and revenue data is available for purchase. Second quarter 2022 data is scheduled to be released January 2023.

Utilization Reports

PHC4's online [inpatient](#) and [ambulatory/outpatient](#) utilization summary statistics based on county residents have been updated on [PHC4's website](#) with first quarter 2022 data.

PHC4 COVID-19 Analyses

COVID-19 Hospitalizations in Pennsylvania


This update to PHC4's analysis of COVID-19 hospitalization data provides new information about county rates and patient characteristics for third and fourth quarters 2021 (July 2021 – September 2021 and October 2021 – December 2021, respectively). Also displayed by month are the number of hospitalizations, the mechanical ventilation rate, and the in-hospital mortality rate for the period March 2020 through December 2021. Findings include:

- The number of monthly hospitalizations was highest in December 2020 at 24,506 cases.
- The mechanical ventilation rate was highest in May 2020 at 16.3%.
- The in-hospital mortality rate was highest in April 2020 at 19.2%.

[More Details](#)

PHC4 Research Brief

Hospitalizations for Opioid Overdose, 2016 – 2021



This research brief provides yearly hospitalization trends for opioid overdose from 2016 through 2021 for Pennsylvania residents. County-level rates are provided. Details about differences in overdose hospitalizations for pain medication and heroin are included as well as differences in trends across race/ethnicity and poverty level.

In 2021, Pennsylvanian residents were hospitalized for opioid overdose at a rate of 22.9 per 100,000.

[More Details](#)

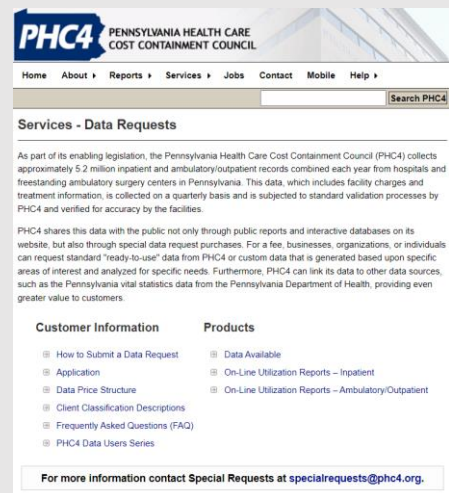
Financial Data

Fiscal year 2020 hospital and ambulatory surgery center financial data is available for purchase.

Special Data Requests

Contact PHC4's Special Requests staff to purchase data for your health care projects. Our analysts will work with you to meet your comprehensive data needs.

Visit the [Services – Data Requests](#) section of PHC4's website for more information about our data and services, or contact JoAnne Nelson, supervisor of Special Requests at specialrequests@phc4.org.



The screenshot shows the PHC4 website header with the logo and navigation menu. The main content area is titled "Services - Data Requests" and contains a paragraph of text about data collection and sharing. Below this is a table with two columns: "Customer Information" and "Products". The "Customer Information" column lists: How to Submit a Data Request, Application, Data Price Structure, Client Classification Descriptions, Frequently Asked Questions (FAQ), and PHC4 Data Users Series. The "Products" column lists: Data Available, On-Line Utilization Reports – Inpatient, and On-Line Utilization Reports – Ambulatory/Outpatient. At the bottom of the table, there is a note: "For more information contact Special Requests at specialrequests@phc4.org."

[More Details](#)


Email: specialrequests@phc4.org

Follow us on social media!



PHC4 Reports

Cardiac Procedures Report




This report provides hospital-specific results for four cardiac procedure groups: coronary artery bypass graft (CABG), percutaneous coronary intervention (PCI) for patients who had a heart attack, PCI for patients who did not have a heart attack, and

transcatheter aortic valve replacement (TAVR). The analysis is based on hospitalization data from January 2019 through December 2020. County-level hospitalization rates for each procedure are also included.

[More Details](#)

Financial Analysis 2021 - Volume 2

Ambulatory Surgery Centers



This report includes statewide data and facility-specific information about the financial health of Pennsylvania's ambulatory surgery centers during fiscal year 2021.

[More Details](#)

Common Procedures Report



Hospital-specific results are reported for three common orthopedic procedures performed in Pennsylvania acute care hospitals: spinal fusion, total hip replacement and total knee replacement. The analysis is based on

hospitalization data from October 2020 through September 2021. County-level hospitalization rates for each procedure are also included.

[More Details](#)

PHC4's Mobile Website

PHC4's [mobile website](#) has been updated with calendar year 2021 hospital discharge data. This information is also accessible from the PHC4 County Profiles section of PHC4's main [website](#). County-specific hospitalization rates for ten different health conditions are reported.

- Hospital Admissions – Overall
- Opioid Overdose and Opioid Use Disorder
- Maternal Hospital Stays involving Opioids
- Drug Withdrawal in Newborns
- Breast Cancer Surgery
- Potentially Preventable Hospitalizations
- Diabetes
- Sepsis
- Super-Utilizers
- *C. difficile* Infections (CDI)

[More Details](#)



Pennsylvania Health Care Cost
Containment Council
225 Market Street, Suite 400
Harrisburg, PA 17101
Phone: 717-232-6787
Fax: 717-232-3821

www.phc4.org