

# Quarterly Compliance and 45-Day Status Report

for

## Pennsylvania Hospitals and Ambulatory Surgical Facilities

2003Q3 through 2004Q2



(Intentionally left blank)

# Quarterly Compliance and 45-Day Status Report

**Pennsylvania Health Care  
Cost Containment Council**  
225 Market Street, Suite 400  
Harrisburg, PA 17101

Phone: (717) 232-6787  
Fax: (717) 232-3821  
<http://www.phc4.org>

Marc P. Volavka  
Executive Director

December 2004

(Intentionally left blank)

# Contents

|                                                                                                                  |    |
|------------------------------------------------------------------------------------------------------------------|----|
| Definitions.....                                                                                                 | 1  |
| No Ambulatory/Outpatient UB92 Submission (Second Quarter 2004) .....                                             | 2  |
| Ambulatory/Outpatient Facilities Recognized for UB92 Submission Excellence (Second Quarter 2004).....            | 3  |
| No Inpatient UB92 Submission (Second Quarter 2004) .....                                                         | 4  |
| Inpatient Facilities Recognized for UB92 Submission Excellence (Second Quarter 2004).....                        | 5  |
| Ambulatory/Outpatient Compliance and 45-Day Status Report (Third Quarter 2003 through Second Quarter 2004) ..... | 7  |
| Change of Status Information for Ambulatory/Outpatient Facilities (Second Quarter 2004).....                     | 19 |
| Inpatient Compliance and 45-Day Status Report (Third Quarter 2003 through Second Quarter 2004).....              | 21 |
| Change of Status Information for Inpatient Facilities (Second Quarter 2004).....                                 | 31 |

*NOTE: UB92 refers to the 1992 version of the modified Uniformed Claims and Billing Form adopted for use by the Council. This specifies data elements, definitions, and standard file format used by data sources for meeting regulatory requirements.*

(Intentionally left blank)

# Definitions

A facility is deemed compliant when they have met the following criteria:

- The data submission is received on or before the original due dates as follows:

| Quarter Ends | Submission Due Date |
|--------------|---------------------|
| March 31     | June 30             |
| June 30      | September 30        |
| September 30 | December 31         |
| December 31  | March 31            |

- Passed initial edit process for proper format and readability
- UB92 error rate is 15% or less
- Ninety Percent of the Atlas™-derived records were received and matched by the original due date

All facilities are considered compliant for each quarter denoted with a checkmark (✓). The only exceptions are for those facilities that followed the Request for Exceptions policy under the Health Care Cost Containment (Act 14 of 2003) and had the request approved by the Council.

The following are definitions used in the 45-day status sections of this report.

- No Data:** The facility did not submit UB92 discharge data to PHC4.
- Failed:** The facility submitted UB92 data to PHC4, but for some reason the media was not properly formatted or otherwise unreadable.
- E – XXX%:** The facility submitted UB92 data to PHC4, but had an error rate that exceeded the allowable maximum of 15%. This rate is calculated by dividing the number of records with at least one error by the total number of records submitted. The error rate is displayed.
- E – NAIC:** The facility submitted UB92 data to PHC4, but had an excessive percentage of blank NAIC Codes.
- XX Days Late:** The facility submitted UB92 data to PHC4 after the original due date. Days late refers to the number of days between the original due date and the date of the acceptable submission.
- I – XXX%:** The facility did not submit or match the minimum number of Atlas™-derived records by the straggler date. The straggler date, which is approximately six weeks after the original due date, is intended to give facilities an opportunity to correct and/or add records to their original submission. The match rate is displayed.
- Late:** The facility did not submit or match the minimum number of Atlas™-derived records by the original due date.

Currently, the required number of Atlas™-derived records is defined as matching 90% of the UB92 data submission to the list of 35 diseases, procedures and medical conditions which can be found on the PHC4 Web site at <http://www.phc4.org/dept/dc/List%2035.htm>.

**No Ambulatory/Outpatient  
UB92 Submission for Second Quarter 2004  
(Status 45-Days After Due Date)**

| Facility Name                              | Facility Type    |
|--------------------------------------------|------------------|
| Lehigh Plastic Surgery Center              | Ambi-Surg Center |
| Northwood Surgery Center                   | Ambi-Surg Center |
| Penn Medicine at Radnor Endoscopy Facility | Ambi-Surg Center |

*n=3 Facilities*

## Ambulatory/Outpatient Facilities Recognized for UB92 Submission Excellence for Second Quarter 2004

| Facility Name                              | Facility Type    | Error Rate |
|--------------------------------------------|------------------|------------|
| Berkshire Eye Surgery Center               | Ambi-Surg Center | 0.00%      |
| HEALTHSOUTH Mt Pleasant Surgery Center     | Ambi-Surg Center | 0.00%      |
| Miners Medical Center                      | General Acute    | 0.00%      |
| Montrose General Hospital                  | General Acute    | 0.00%      |
| Sally Balin Ambulatory Surgical Center     | Ambi-Surg Center | 0.00%      |
| Shadyside Surgi-Center                     | Ambi-Surg Center | 0.00%      |
| UPMC Horizon                               | General Acute    | 0.12%      |
| UPMC St. Margaret                          | General Acute    | 0.14%      |
| Gettysburg Hospital Minor Procedure Suite  | Ambi-Surg Center | 0.15%      |
| Four Seasons Endoscopy Center, Inc         | Ambi-Surg Center | 0.16%      |
| Digestive Health and Endoscopy Center, Inc | Ambi-Surg Center | 0.22%      |
| Armstrong County Memorial Hospital         | General Acute    | 0.26%      |
| Conemaugh Valley Memorial Hospital         | General Acute    | 0.26%      |
| Sunbury Community Hospital                 | General Acute    | 0.29%      |
| Digestive Disease Institute                | Ambi-Surg Center | 0.32%      |
| Eastern Pennsylvania Endoscopy Center      | Ambi-Surg Center | 0.38%      |
| UPMC Monroeville Surgery Center            | Ambi-Surg Center | 0.39%      |
| Gastroenterology Consultants, Inc.         | Ambi-Surg Center | 0.44%      |
| Meadville Medical Center                   | General Acute    | 0.47%      |
| Elk Regional Health Center                 | General Acute    | 0.48%      |
| West Shore Endoscopy Center, LLC           | Ambi-Surg Center | 0.49%      |
| Hanover Hospital, Inc                      | General Acute    | 0.52%      |

| Facility Name                                 | Facility Type    | Error Rate |
|-----------------------------------------------|------------------|------------|
| Lewistown Hospital                            | General Acute    | 0.53%      |
| Harrisburg Endoscopy & Surgery Center         | Ambi-Surg Center | 0.55%      |
| Corry Memorial Hospital                       | General Acute    | 0.60%      |
| UPMC Braddock                                 | General Acute    | 0.62%      |
| Mount Nittany Surgical Center                 | Ambi-Surg Center | 0.63%      |
| Heritage Valley Surgery Center                | Ambi-Surg Center | 0.68%      |
| Delaware Valley Orthopedic and Spine SurgiCtr | Ambi-Surg Center | 0.70%      |
| Paoli Surgery Center                          | Ambi-Surg Center | 0.76%      |
| United Community Hospital                     | General Acute    | 0.83%      |
| Tyler Memorial Hospital                       | General Acute    | 0.89%      |
| Chambersburg Hospital                         | General Acute    | 0.92%      |
| Allegheny General Hospital                    | General Acute    | 0.93%      |
| Butler Memorial Hospital                      | General Acute    | 0.95%      |
| Ephrata Community Hospital                    | General Acute    | 0.96%      |
| Summit Surgery Center                         | Ambi-Surg Center | 0.96%      |
| Troy Community Hospital                       | General Acute    | 0.96%      |
| Medical Center, Beaver, PA                    | General Acute    | 0.97%      |
| Windber Hospital                              | General Acute    | 0.97%      |
| SurgiCenter at Ligonier                       | Ambi-Surg Center | 1.01%      |
| Palmerton Hospital                            | General Acute    | 1.08%      |
| Gastrointestinal Specialists                  | Ambi-Surg Center | 1.13%      |
| Gnaden Huetten Memorial Hospital              | General Acute    | 1.18%      |

*n=44 Facilities*

*Facilities on this list not only met all the compliance criteria, but were also in the top 20% of the lowest initial submission error rates. Additionally, these facilities met all the original due dates without needing any type of extension.*

**No Inpatient  
UB92 Submission for Second Quarter 2004  
(Status 45 Days After Due Date)**

| Facility Name                   | Facility Type |
|---------------------------------|---------------|
| Brooke Glen Behavioral Hospital | Psychiatric   |

*n=1 Facility*

## Inpatient Facilities Recognized for UB92 Submission Excellence for Second Quarter 2004

| Facility Name                             | Facility Type   | Error Rate |
|-------------------------------------------|-----------------|------------|
| Elk Regional Health Center                | General Acute   | 0.00%      |
| Troy Community Hospital                   | General Acute   | 0.00%      |
| Valley Forge Medical Center & Hospital    | Specialty       | 0.00%      |
| UPMC St. Margaret                         | General Acute   | 0.03%      |
| UPMC South Side                           | General Acute   | 0.21%      |
| HEALTHSOUTH Nittany Valley Rehab Hospital | Rehabilitation  | 0.32%      |
| Meadville Medical Center                  | General Acute   | 0.34%      |
| UPMC Horizon                              | General Acute   | 0.38%      |
| Lewistown Hospital                        | General Acute   | 0.39%      |
| Sunbury Community Hospital                | General Acute   | 0.42%      |
| Washington Hospital                       | General Acute   | 0.51%      |
| Indiana Regional Medical Center           | General Acute   | 0.58%      |
| UPMC Rehabilitation Hospital              | Rehabilitation  | 0.63%      |
| UPMC Presbyterian Shadyside               | General Acute   | 0.75%      |
| Bryn Mawr Rehabilitation Hospital         | Rehabilitation  | 0.81%      |
| Select Specialty Hospital/Erie            | Long Term Acute | 0.86%      |

| Facility Name                    | Facility Type | Error Rate |
|----------------------------------|---------------|------------|
| Clearfield Hospital              | General Acute | 0.86%      |
| Forbes Regional Hospital         | General Acute | 0.88%      |
| Ohio Valley General Hospital     | General Acute | 0.90%      |
| Chambersburg Hospital            | General Acute | 0.92%      |
| Philhaven Hospital               | Psychiatric   | 0.96%      |
| Meyersdale Community Hospital    | General Acute | 0.98%      |
| Alle-Kiski Medical Center        | General Acute | 0.99%      |
| Gnaden Huetten Memorial Hospital | General Acute | 1.05%      |
| Palmerton Hospital               | General Acute | 1.06%      |
| First Hospital of Wyoming Valley | Psychiatric   | 1.06%      |
| Hanover Hospital, Inc            | General Acute | 1.07%      |
| Westmoreland Regional Hospital   | General Acute | 1.07%      |
| Butler Memorial Hospital         | General Acute | 1.09%      |
| Miners Medical Center            | General Acute | 1.11%      |
| Nason Hospital                   | General Acute | 1.15%      |

*n=31 Facilities*

*Facilities on this list not only met all the compliance criteria, but were also in the top 20% of the lowest initial submission error rates. Additionally, these facilities met all the original due dates without needing any type of extension.*

(Intentionally left blank)

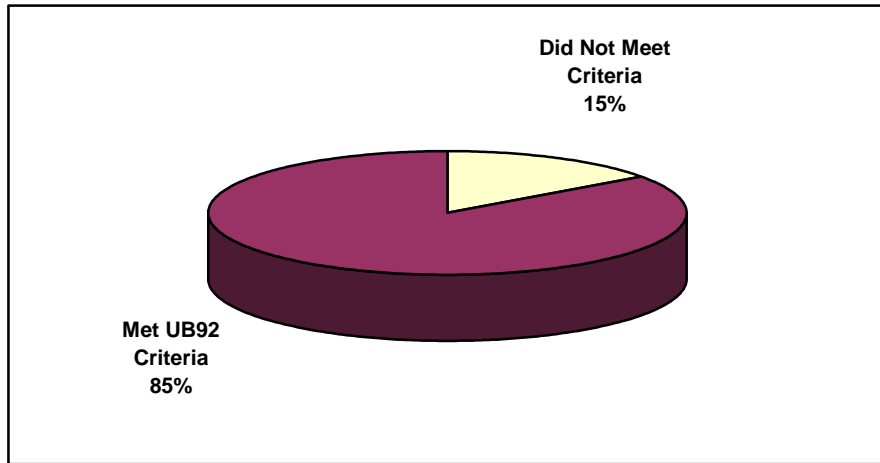
Ambulatory/Outpatient Compliance and 45-Day Status Report  
Third Quarter 2003 through Second Quarter 2004

(Intentionally left blank)

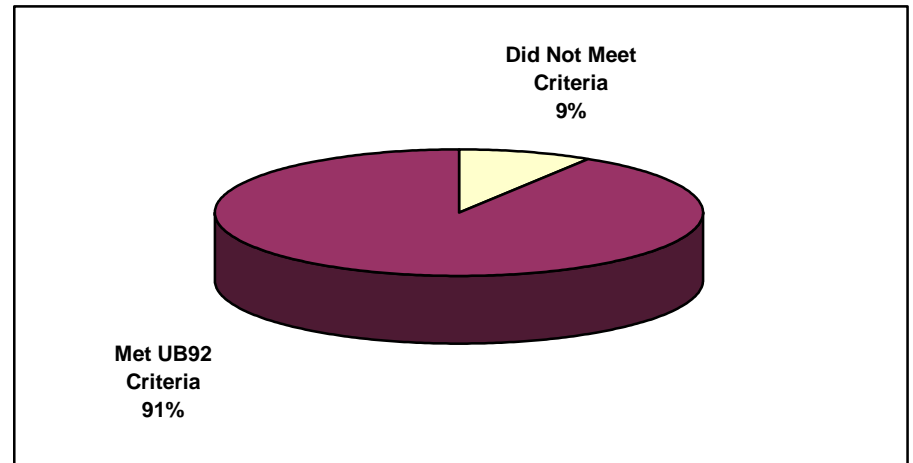
# Summary of Ambulatory/Outpatient Facility Compliance

(Includes Hospital and Freestanding Facilities)

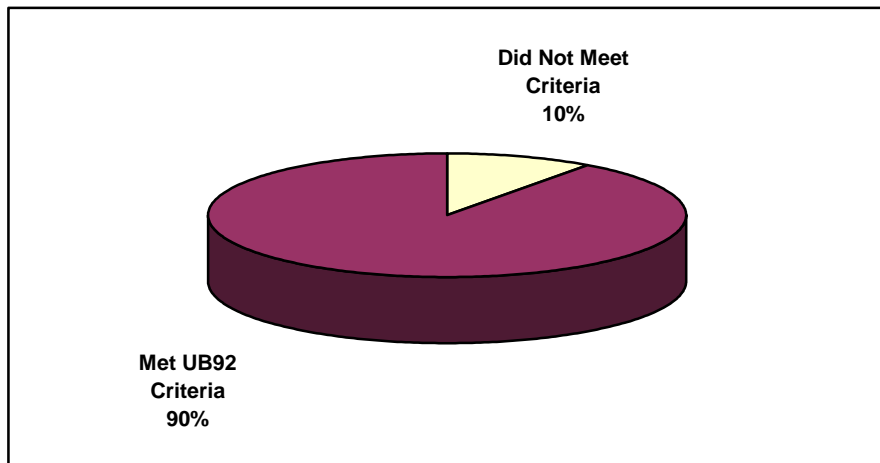
Second Quarter 2004 (n=312)



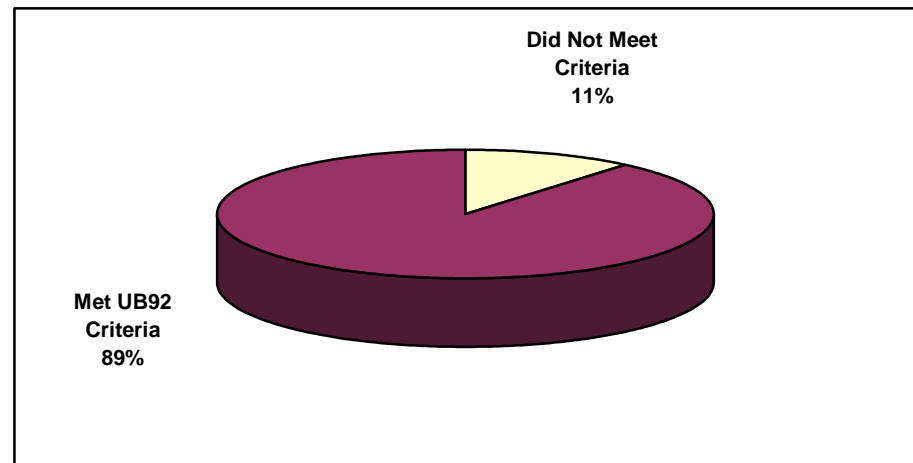
First Quarter 2004 (n=307)



Fourth Quarter 2003 (n=303)



Third Quarter 2003 (n=301)



## Third Quarter 2003 through Second Quarter 2004 Ambulatory/Outpatient Compliance Report

| Facility Name                                 | Facility Type    | UB92 Compliant |         |         |              |
|-----------------------------------------------|------------------|----------------|---------|---------|--------------|
|                                               |                  | 03Q3           | 03Q4    | 04Q1    | 04Q2         |
| Abington Memorial Hospital                    | General Acute    | ✓              | ✓       | ✓       | ✓            |
| Abington Surgical Center                      | Ambi-Surg Center | ✓              | ✓       | ✓       | ✓            |
| Aestique Ambulatory Surgical Center           | Ambi-Surg Center | ✓              | ✓       | ✓       | 18 Days Late |
| AFP Surgery Center, Inc                       | Ambi-Surg Center | N/R            | N/R     | ✓       | ✓            |
| Albert Einstein Medical Center                | General Acute    | ✓              | ✓       | ✓       | 1 Day Late   |
| Aliquippa Community Hospital                  | General Acute    | ✓              | ✓       | ✓       | ✓            |
| Alle-Kiski Medical Center                     | General Acute    | ✓              | ✓       | ✓       | ✓            |
| Allegheny General Hospital                    | General Acute    | ✓              | ✓       | ✓       | ✓            |
| Altoona Hospital                              | General Acute    | ✓              | ✓       | ✓       | ✓            |
| Ambulatory Surgery Center at Bucks County     | Ambi-Surg Center | E – 39%        | E – 45% | E – 41% | E – 47%      |
| Ambulatory Surgery Center/New Kensington      | Ambi-Surg Center | ✓              | ✓       | ✓       | ✓            |
| Angelina Theresa Bucci Eye Surgery Ctr, Inc   | Ambi-Surg Center | ✓              | ✓       | ✓       | ✓            |
| Apple Hill Surgical Center                    | Ambi-Surg Center | ✓              | ✓       | ✓       | ✓            |
| Armstrong County Memorial Hospital            | General Acute    | ✓              | ✓       | ✓       | ✓            |
| Ashland Regional Medical Center               | General Acute    | 8 Days Late    | ✓       | ✓       | 18 Days Late |
| <b>B</b>                                      |                  |                |         |         |              |
| Barnes Kasson County Hospital                 | General Acute    | ✓              | ✓       | ✓       | ✓            |
| Berks Center for Digestive Health, LP         | Ambi-Surg Center | ✓              | ✓       | ✓       | ✓            |
| Berks Urologic Surgery Center                 | Ambi-Surg Center | N/R            | N/R     | ✓       | ✓            |
| Berkshire Eye Surgery Center                  | Ambi-Surg Center | ✓              | ✓       | ✓       | ✓            |
| Berwick Hospital Center                       | General Acute    | ✓              | ✓       | ✓       | ✓            |
| Bethlehem Endoscopy Center                    | Ambi-Surg Center | ✓              | ✓       | ✓       | ✓            |
| Bloomsburg Hospital                           | General Acute    | 26 Days Late   | ✓       | ✓       | ✓            |
| Bon Secours Holy Family Regional Health Sys   | General Acute    | ✓              | ✓       | ✓       | ✓            |
| Bradford Regional Medical Center              | General Acute    | ✓              | ✓       | ✓       | ✓            |
| Brandywine Hospital                           | General Acute    | ✓              | ✓       | ✓       | ✓            |
| Brookville Hospital                           | General Acute    | ✓              | ✓       | ✓       | ✓            |
| Brownsville General Hospital                  | General Acute    | ✓              | ✓       | ✓       | ✓            |
| Bryn Mawr Medical Specialists Endoscopy Assoc | Ambi-Surg Center | N/R            | N/R     | N/R     | E – 100%     |
| Bucktail Medical Center                       | General Acute    | ✓              | ✓       | ✓       | ✓            |
| Butler Memorial Hospital                      | General Acute    | ✓              | ✓       | ✓       | ✓            |
| <b>C</b>                                      |                  |                |         |         |              |
| Canonsburg General Hospital                   | General Acute    | ✓              | ✓       | ✓       | ✓            |
| Carlisle Endoscopy Center                     | Ambi-Surg Center | 21 Days Late   | ✓       | ✓       | ✓            |
| Carlisle Regional Medical Center              | General Acute    | ✓              | ✓       | ✓       | ✓            |
| Carlisle Regional Surgery Center              | Ambi-Surg Center | ✓              | ✓       | ✓       | ✓            |
| Center for Reproductive Surgery, LLC          | Ambi-Surg Center | ✓              | ✓       | ✓       | ✓            |
| Center for Same Day Surgery                   | Ambi-Surg Center | ✓              | ✓       | ✓       | ✓            |

## Third Quarter 2003 through Second Quarter 2004 Ambulatory/Outpatient Compliance Report

| Facility Name                                 | Facility Type    | UB92 Compliant |         |         |             |
|-----------------------------------------------|------------------|----------------|---------|---------|-------------|
|                                               |                  | 03Q3           | 03Q4    | 04Q1    | 04Q2        |
| Central Montgomery Medical Center             | General Acute    | ✓              | ✓       | ✓       | ✓           |
| Chambersburg Hospital                         | General Acute    | ✓              | ✓       | ✓       | ✓           |
| Charles Cole Memorial Hospital                | General Acute    | ✓              | ✓       | ✓       | ✓           |
| Chester County Hospital                       | General Acute    | ✓              | ✓       | ✓       | ✓           |
| Chestnut Hill Hospital                        | General Acute    | ✓              | ✓       | ✓       | ✓           |
| Children's Hosp of Philadelphia ASC at Exton  | Ambi-Surg Center | E – 41%        | E – 45% | E – 39% | E – 36%     |
| Children's Hosp Pgh North Outpatient Surgical | Ambi-Surg Center | E – 15%        | ✓       | ✓       | ✓           |
| Children's Hospital of Philadelphia           | Specialty Acute  | E – 44%        | E – 42% | E – 39% | E – 41%     |
| Children's Hospital of Pittsburgh             | Specialty Acute  | E – 16%        | E – 16% | ✓       | E – 16%     |
| CHS Ambulatory Surgery Center                 | Ambi-Surg Center | E – 15%        | E – 21% | E – 20% | E – 16%     |
| Clarion Hospital                              | General Acute    | ✓              | ✓       | ✓       | ✓           |
| Clearfield Hospital                           | General Acute    | ✓              | ✓       | ✓       | ✓           |
| College Heights Endoscopy Center, LLC         | Ambi-Surg Center | N/R            | ✓       | ✓       | 4 Days Late |
| Community Hospital of Lancaster               | General Acute    | ✓              | ✓       | ✓       | ✓           |
| Community Medical Center/Scranton             | General Acute    | ✓              | ✓       | ✓       | ✓           |
| Conemaugh Valley Memorial Hospital            | General Acute    | ✓              | ✓       | ✓       | ✓           |
| Corry Memorial Hospital                       | General Acute    | ✓              | ✓       | ✓       | ✓           |
| Crozer-Chester Medical Center                 | General Acute    | ✓              | ✓       | ✓       | ✓           |
| Cumberland Surgery Center                     | Ambi-Surg Center | 19 Days Late   | ✓       | ✓       | ✓           |
| <b>D – E</b>                                  |                  |                |         |         |             |
| Delaware County Memorial Hospital             | General Acute    | ✓              | ✓       | ✓       | ✓           |
| Delaware Valley Laser Surgery Institute       | Ambi-Surg Center | 16 Days Late   | ✓       | ✓       | ✓           |
| Delaware Valley Orthopedic & Spine SurgiCtr   | Ambi-Surg Center | ✓              | ✓       | ✓       | ✓           |
| Dermatologic Surgi Center/Drexel Hill         | Ambi-Surg Center | ✓              | ✓       | ✓       | ✓           |
| Dermatologic Surgi Center/Philadelphia        | Ambi-Surg Center | ✓              | ✓       | ✓       | ✓           |
| Dermatology & Cosmetic Surgery Center         | Ambi-Surg Center | ✓              | ✓       | ✓       | ✓           |
| Digestive Disease Institute                   | Ambi-Surg Center | ✓              | ✓       | ✓       | ✓           |
| Digestive Health and Endoscopy Center, Inc    | Ambi-Surg Center | ✓              | ✓       | ✓       | ✓           |
| Divine Providence Hospital/Williamsport       | Specialty        | ✓              | ✓       | ✓       | ✓           |
| Doylestown Hospital                           | General Acute    | ✓              | ✓       | ✓       | ✓           |
| Doylestown Surgery Center                     | Ambi-Surg Center | 16 Days Late   | ✓       | ✓       | ✓           |
| DuBois Regional Medical Center                | General Acute    | ✓              | ✓       | ✓       | ✓           |
| Eastern Pennsylvania Endoscopy Center         | Ambi-Surg Center | ✓              | ✓       | ✓       | ✓           |
| Easton Hospital                               | General Acute    | ✓              | ✓       | ✓       | ✓           |
| Einstein Surgery Center                       | Ambi-Surg Center | ✓              | ✓       | ✓       | 1 Day Late  |
| Elk Regional Health Center                    | General Acute    | ✓              | ✓       | ✓       | ✓           |
| Elkins Park Hospital                          | General Acute    | ✓              | ✓       | Closed  | Closed      |
| Ellwood City Hospital                         | General Acute    | ✓              | ✓       | ✓       | ✓           |

## Third Quarter 2003 through Second Quarter 2004 Ambulatory/Outpatient Compliance Report

| Facility Name                                 | Facility Type    | UB92 Compliant |            |              |              |
|-----------------------------------------------|------------------|----------------|------------|--------------|--------------|
|                                               |                  | 03Q3           | 03Q4       | 04Q1         | 04Q2         |
| Endoscopic Associates, Inc                    | Ambi-Surg Center | ✓              | ✓          | ✓            | ✓            |
| Endoscopy Center of Delaware County           | Ambi-Surg Center | N/R            | No Data    | E - NAIC     | 19 Days Late |
| Endoscopy Center of Pennsylvania              | Ambi-Surg Center | ✓              | ✓          | ✓            | ✓            |
| Endoscopy USA York Center                     | Ambi-Surg Center | No Data        | Closed     | Closed       | Closed       |
| Ephrata Community Hospital                    | General Acute    | ✓              | ✓          | ✓            | ✓            |
| Evangelical Ambulatory Surgery Center         | Ambi-Surg Center | ✓              | ✓          | ✓            | ✓            |
| Evangelical Community Hospital                | General Acute    | 2 Days Late    | ✓          | ✓            | ✓            |
| Exeter Surgery Center                         | Ambi-Surg Center | ✓              | 1 Day Late | ✓            | ✓            |
| Eye Surgery Center                            | Ambi-Surg Center | ✓              | ✓          | E - 15%      | ✓            |
| Eye Surgery Center of Chester County, LLC     | Ambi-Surg Center | ✓              | ✓          | ✓            | ✓            |
| <b>F - G</b>                                  |                  |                |            |              |              |
| Fairgrounds Surgical Center                   | Ambi-Surg Center | ✓              | ✓          | ✓            | ✓            |
| Forbes Regional Hospital                      | General Acute    | ✓              | ✓          | ✓            | ✓            |
| Foundation Surgery Affiliates/Fort Washington | Ambi-Surg Center | ✓              | ✓          | 22 Days Late | ✓            |
| Four Seasons Endoscopy Center, Inc            | Ambi-Surg Center | ✓              | ✓          | ✓            | ✓            |
| Frankford Hospital                            | General Acute    | ✓              | ✓          | ✓            | ✓            |
| Frick Hospital                                | General Acute    | ✓              | ✓          | ✓            | ✓            |
| Fulton County Medical Center                  | General Acute    | ✓              | ✓          | ✓            | ✓            |
| Gastroenterology Consultants, Inc             | Ambi-Surg Center | N/R            | ✓          | ✓            | ✓            |
| Gastrointestinal Specialists                  | Ambi-Surg Center | ✓              | ✓          | ✓            | ✓            |
| Geisinger Medical Center/Danville             | General Acute    | ✓              | ✓          | ✓            | ✓            |
| Geisinger Wyoming Valley                      | General Acute    | ✓              | ✓          | ✓            | ✓            |
| Gettysburg Hospital                           | General Acute    | ✓              | ✓          | ✓            | ✓            |
| Gettysburg Hospital Minor Procedure Suite     | Ambi-Surg Center | N/R            | N/R        | N/R          | ✓            |
| Gnaden Huetten Memorial Hospital              | General Acute    | ✓              | ✓          | ✓            | ✓            |
| Good Samaritan Hospital/Lebanon               | General Acute    | ✓              | ✓          | ✓            | ✓            |
| Good Samaritan Regional Medical Center        | General Acute    | ✓              | ✓          | ✓            | ✓            |
| Graduate Hospital                             | General Acute    | ✓              | ✓          | ✓            | ✓            |
| Grand View Hospital                           | General Acute    | ✓              | ✓          | ✓            | 5 Days Late  |
| Grandview Surgery & Laser Center              | Ambi-Surg Center | 30 Days Late   | ✓          | ✓            | 14 Days Late |
| Grandview Surgical Center                     | Ambi-Surg Center | 30 Days Late   | ✓          | ✓            | ✓            |
| Greene County Memorial Hospital               | General Acute    | ✓              | ✓          | ✓            | ✓            |
| Guthrie Clinic, Ltd                           | Ambi-Surg Center | ✓              | ✓          | ✓            | ✓            |
| <b>H</b>                                      |                  |                |            |              |              |
| Hahnemann University Hospital                 | General Acute    | ✓              | ✓          | ✓            | ✓            |
| Hamot Medical Center                          | General Acute    | ✓              | ✓          | ✓            | ✓            |
| Hamot Surgery Center                          | Ambi-Surg Center | ✓              | ✓          | ✓            | 34 Days Late |
| Hanover Hospital, Inc                         | General Acute    | ✓              | ✓          | ✓            | ✓            |

## Third Quarter 2003 through Second Quarter 2004 Ambulatory/Outpatient Compliance Report

| Facility Name                                 | Facility Type    | UB92 Compliant |             |             |             |
|-----------------------------------------------|------------------|----------------|-------------|-------------|-------------|
|                                               |                  | 03Q3           | 03Q4        | 04Q1        | 04Q2        |
| Hanover SurgiCenter                           | Ambi-Surg Center | ✓              | ✓           | ✓           | ✓           |
| Harrisburg Endoscopy & Surgery Center         | Ambi-Surg Center | ✓              | ✓           | ✓           | ✓           |
| Hazleton Ambulatory Surgical Center           | Ambi-Surg Center | 16 Days Late   | ✓           | ✓           | ✓           |
| Hazleton Endoscopy Center                     | Ambi-Surg Center | ✓              | ✓           | ✓           | ✓           |
| Hazleton General Hospital                     | General Acute    | ✓              | ✓           | ✓           | ✓           |
| Hazleton St. Joseph Medical Center            | General Acute    | ✓              | ✓           | ✓           | ✓           |
| HEALTHSOUTH Mt Pleasant Surgery Center        | Ambi-Surg Center | ✓              | ✓           | ✓           | ✓           |
| HEALTHSOUTH Scranton Surgery & Laser Center   | Ambi-Surg Center | ✓              | ✓           | ✓           | 8 Days Late |
| HEALTHSOUTH Surgery Center of Lancaster       | Ambi-Surg Center | ✓              | ✓           | ✓           | ✓           |
| Heritage Valley Surgery Center                | Ambi-Surg Center | ✓              | ✓           | ✓           | ✓           |
| Highlands Hospital                            | General Acute    | ✓              | ✓           | ✓           | ✓           |
| Hillmont Endoscopy Center                     | Ambi-Surg Center | ✓              | ✓           | ✓           | 8 Days Late |
| Holy Redeemer Health System ASC               | Ambi-Surg Center | ✓              | ✓           | ✓           | ✓           |
| Holy Redeemer Hospital & Medical Center       | General Acute    | ✓              | ✓           | ✓           | ✓           |
| Holy Spirit Hospital                          | General Acute    | ✓              | ✓           | ✓           | ✓           |
| Hospital of Fox Chase Cancer Center           | Specialty Acute  | ✓              | ✓           | ✓           | E – 31%     |
| Hospital of the University of Pennsylvania    | General Acute    | ✓              | ✓           | ✓           | ✓           |
| <b>I – L</b>                                  |                  |                |             |             |             |
| Indiana Ambulatory Surgical Associates        | Ambi-Surg Center | ✓              | ✓           | ✓           | ✓           |
| Indiana Regional Medical Center               | General Acute    | ✓              | ✓           | ✓           | ✓           |
| J. C. Blair Memorial Hospital                 | General Acute    | ✓              | ✓           | ✓           | ✓           |
| Jameson Memorial Hospital                     | General Acute    | ✓              | ✓           | ✓           | ✓           |
| Jeanes Hospital                               | General Acute    | ✓              | ✓           | ✓           | ✓           |
| Jefferson Regional Medical Center             | General Acute    | ✓              | ✓           | ✓           | ✓           |
| Jennersville Regional Hospital                | General Acute    | ✓              | ✓           | ✓           | ✓           |
| Jersey Shore Hospital                         | General Acute    | ✓              | ✓           | ✓           | ✓           |
| John A. Zitelli Ambulatory Surgery Center     | Ambi-Surg Center | ✓              | ✓           | 2 Days Late | E – 83%     |
| Kane Community Hospital                       | General Acute    | ✓              | ✓           | ✓           | ✓           |
| Kingston Ophthalmology ASC, LLC               | Ambi-Surg Center | ✓              | ✓           | ✓           | ✓           |
| Lancaster Gastroenterology Procedure Ctr, LLC | Ambi-Surg Center | N/R            | N/R         | N/R         | ✓           |
| Lancaster General Hospital                    | General Acute    | ✓              | ✓           | ✓           | ✓           |
| Lancaster Regional Medical Center             | General Acute    | ✓              | ✓           | ✓           | ✓           |
| Latrobe Area Hospital                         | General Acute    | ✓              | ✓           | ✓           | ✓           |
| Laurel Laser & Surgery Center                 | Ambi-Surg Center | ✓              | ✓           | ✓           | ✓           |
| Leader Surgical Center                        | Ambi-Surg Center | ✓              | ✓           | ✓           | ✓           |
| Lebanon Outpatient Surgical Center, LP        | Ambi-Surg Center | ✓              | ✓           | ✓           | ✓           |
| Lehigh Plastic Surgery Center                 | Ambi-Surg Center | No Data        | 8 Days Late | ✓           | No Data     |
| Lehigh Valley Hospital                        | General Acute    | ✓              | ✓           | ✓           | ✓           |

## Third Quarter 2003 through Second Quarter 2004 Ambulatory/Outpatient Compliance Report

| Facility Name                              | Facility Type    | UB92 Compliant |            |              |              |
|--------------------------------------------|------------------|----------------|------------|--------------|--------------|
|                                            |                  | 03Q3           | 03Q4       | 04Q1         | 04Q2         |
| Lehigh Valley Hospital/Muhlenberg          | General Acute    | ✓              | ✓          | ✓            | ✓            |
| Lewisburg Plastic Surgery and Laser Center | Ambi-Surg Center | ✓              | ✓          | ✓            | 1 Day Late   |
| Lewistown Hospital                         | General Acute    | ✓              | ✓          | ✓            | ✓            |
| Lock Haven Hospital                        | General Acute    | ✓              | ✓          | ✓            | ✓            |
| Lowry SurgiCenter                          | Ambi-Surg Center | 20 Days Late   | 1 Day Late | ✓            | 6 Days Late  |
| <b>M</b>                                   |                  |                |            |              |              |
| Magee Womens Hosp of UPMC Health System    | Specialty Acute  | ✓              | ✓          | ✓            | ✓            |
| Mahoning Valley Ambulatory Surgery Center  | Ambi-Surg Center | ✓              | ✓          | ✓            | ✓            |
| Main Line Endoscopy Center, West           | Ambi-Surg Center | N/R            | N/R        | 23 Days Late | ✓            |
| Main Line Hospital Bryn Mawr               | General Acute    | ✓              | ✓          | ✓            | ✓            |
| Main Line Hospital Lankenau                | General Acute    | ✓              | ✓          | ✓            | ✓            |
| Main Line Hospital Paoli                   | General Acute    | ✓              | ✓          | ✓            | ✓            |
| Main Line Surgery Center, LLC              | Ambi-Surg Center | ✓              | ✓          | 12 Days Late | ✓            |
| Marian Community Hospital                  | General Acute    | ✓              | ✓          | ✓            | ✓            |
| Meadville Medical Center                   | General Acute    | ✓              | ✓          | ✓            | ✓            |
| Medical Center, Beaver, PA                 | General Acute    | ✓              | ✓          | ✓            | ✓            |
| Medical College of Pennsylvania            | General Acute    | ✓              | ✓          | ✓            | ✓            |
| Memorial Hospital Inc/Towanda              | General Acute    | ✓              | ✓          | ✓            | ✓            |
| Memorial Hospital York                     | General Acute    | ✓              | ✓          | ✓            | ✓            |
| Mercy Fitzgerald Hospital                  | General Acute    | ✓              | ✓          | ✓            | 8 Days Late  |
| Mercy Hospital of Philadelphia             | General Acute    | ✓              | ✓          | ✓            | 8 Days Late  |
| Mercy Hospital of Pittsburgh               | General Acute    | ✓              | ✓          | ✓            | ✓            |
| Mercy Hospital/Scranton                    | General Acute    | ✓              | ✓          | ✓            | ✓            |
| Mercy Hospital/Wilkes-Barre                | General Acute    | ✓              | ✓          | ✓            | ✓            |
| Mercy Jeannette Hospital                   | General Acute    | ✓              | ✓          | ✓            | ✓            |
| Mercy Providence Hospital                  | General Acute    | ✓              | ✓          | Merged       | Merged       |
| Mercy Suburban Hospital                    | General Acute    | ✓              | ✓          | ✓            | 8 Days Late  |
| Methodist Hospital                         | General Acute    | ✓              | ✓          | ✓            | ✓            |
| Meyersdale Community Hospital              | General Acute    | ✓              | ✓          | ✓            | ✓            |
| Mid-Atlantic Gastrointestinal Center       | Ambi-Surg Center | ✓              | ✓          | ✓            | ✓            |
| Mid-Valley Hospital                        | General Acute    | ✓              | ✓          | E - NAIC     | 14 Days Late |
| Mifflin County Community Surgical Center   | Ambi-Surg Center | ✓              | ✓          | ✓            | ✓            |
| Millcreek Community Hospital               | General Acute    | ✓              | ✓          | ✓            | ✓            |
| Milton S. Hershey Medical Center           | General Acute    | 13 Days Late   | ✓          | ✓            | ✓            |
| Miners Medical Center                      | General Acute    | ✓              | ✓          | 20 Days Late | ✓            |
| Monongahela Valley Hospital                | General Acute    | ✓              | ✓          | ✓            | ✓            |
| Monsour Medical Center                     | General Acute    | ✓              | E - 26%    | 12 Days Late | ✓            |
| Montgomery Hospital                        | General Acute    | ✓              | ✓          | ✓            | ✓            |

## Third Quarter 2003 through Second Quarter 2004 Ambulatory/Outpatient Compliance Report

| Facility Name                                | Facility Type    | UB92 Compliant |              |              |              |
|----------------------------------------------|------------------|----------------|--------------|--------------|--------------|
|                                              |                  | 03Q3           | 03Q4         | 04Q1         | 04Q2         |
| Montgomery Surgery Center                    | Ambi-Surg Center | ✓              | ✓            | ✓            | ✓            |
| Montrose General Hospital                    | General Acute    | 4 Days Late    | ✓            | ✓            | ✓            |
| Moses Taylor Hospital                        | General Acute    | ✓              | ✓            | ✓            | E - NAIC     |
| Mount Nittany Medical Center                 | General Acute    | ✓              | ✓            | ✓            | ✓            |
| Mount Nittany Surgical Center                | Ambi-Surg Center | ✓              | ✓            | ✓            | ✓            |
| Mt Lebanon Surgical Center                   | Ambi-Surg Center | ✓              | ✓            | ✓            | ✓            |
| Muncy Valley Hospital                        | General Acute    | ✓              | ✓            | ✓            | ✓            |
| <b>N – R</b>                                 |                  |                |              |              |              |
| Nason Hospital                               | General Acute    | ✓              | ✓            | ✓            | ✓            |
| Nazareth Hospital                            | General Acute    | ✓              | ✓            | ✓            | ✓            |
| NEI Ambulatory Surgery, Inc, PC              | Ambi-Surg Center | ✓              | ✓            | ✓            | ✓            |
| North East Surgery Center                    | Ambi-Surg Center | ✓              | ✓            | ✓            | ✓            |
| North Shore Endoscopy Center LLC             | Ambi-Surg Center | No Data        | 13 Days Late | ✓            | 39 Days Late |
| North Shore Surgi Center                     | Ambi-Surg Center | ✓              | ✓            | ✓            | 39 Days Late |
| Northwood Surgery Center                     | Ambi-Surg Center | E – 100%       | E – 46%      | No Data      | No Data      |
| Ohio Valley General Hospital                 | General Acute    | ✓              | ✓            | ✓            | ✓            |
| Ophthalmology Surgery Center                 | Ambi-Surg Center | ✓              | ✓            | ✓            | ✓            |
| Palmerton Hospital                           | General Acute    | 29 Days Late   | ✓            | ✓            | ✓            |
| Paoli Surgery Center                         | Ambi-Surg Center | ✓              | ✓            | ✓            | ✓            |
| Parkview Hospital                            | General Acute    | ✓              | Closed       | Closed       | Closed       |
| Penn Medicine at Radnor Endoscopy Facility   | Ambi-Surg Center | N/R            | N/R          | No Data      | No Data      |
| Penn Surgery Institute                       | Ambi-Surg Center | ✓              | E – 93%      | E – 82%      | ✓            |
| Pennsylvania Eye & Ear Surgery Center, LLC   | Ambi-Surg Center | N/R            | N/R          | N/R          | ✓            |
| Pennsylvania Eye Surgery Center              | Ambi-Surg Center | ✓              | ✓            | ✓            | ✓            |
| Pennsylvania Hospital Univ PA Hlth Sys       | General Acute    | ✓              | ✓            | ✓            | ✓            |
| Philadelphia Surgical Center                 | Ambi-Surg Center | ✓              | ✓            | ✓            | ✓            |
| Philipsburg Area Hospital                    | General Acute    | ✓              | ✓            | 9 Days Late  | ✓            |
| Phoenixville Hospital Univ PA Hlth Sys       | General Acute    | ✓              | ✓            | ✓            | ✓            |
| Pinnacle Health Hospitals                    | General Acute    | ✓              | ✓            | ✓            | ✓            |
| Pocono Ambulatory Surgery Center, LP         | Ambi-Surg Center | ✓              | ✓            | ✓            | ✓            |
| Pocono Medical Center                        | General Acute    | ✓              | ✓            | ✓            | 12 Days Late |
| Pottstown Memorial Medical Center            | General Acute    | ✓              | E – 100%     | E – 100%     | 22 Days Late |
| Pottsville Hospital & Warne Clinic           | General Acute    | ✓              | ✓            | 22 Days Late | ✓            |
| Progressive Surgical Institute               | Ambi-Surg Center | ✓              | ✓            | ✓            | ✓            |
| Punxsutawney Area Hospital                   | General Acute    | ✓              | ✓            | ✓            | ✓            |
| Reading Hospital and Medical Center          | General Acute    | ✓              | ✓            | ✓            | ✓            |
| Reading Hospital SurgiCenter at Spring Ridge | Ambi-Surg Center | N/R            | N/R          | ✓            | ✓            |
| Reading Surgery Center                       | Ambi-Surg Center | ✓              | ✓            | ✓            | ✓            |

## Third Quarter 2003 through Second Quarter 2004 Ambulatory/Outpatient Compliance Report

| Facility Name                                | Facility Type    | UB92 Compliant |              |             |              |
|----------------------------------------------|------------------|----------------|--------------|-------------|--------------|
|                                              |                  | 03Q3           | 03Q4         | 04Q1        | 04Q2         |
| Regional Ambulatory Surgery Center           | Ambi-Surg Center | ✓              | ✓            | ✓           | ✓            |
| Riddle Memorial Hospital                     | General Acute    | ✓              | 15 Days Late | ✓           | ✓            |
| Riverview Ambulatory Surgical Center         | Ambi-Surg Center | ✓              | ✓            | ✓           | ✓            |
| Robert Packer Hospital                       | General Acute    | ✓              | ✓            | ✓           | ✓            |
| Roxborough Memorial Hospital                 | General Acute    | ✓              | ✓            | ✓           | ✓            |
| <b>S</b>                                     |                  |                |              |             |              |
| Sacred Heart Hospital/Allentown              | General Acute    | ✓              | ✓            | ✓           | ✓            |
| Saint Joseph's Hospital/Philadelphia         | General Acute    | ✓              | ✓            | ✓           | ✓            |
| Saint Vincent Health Center                  | General Acute    | ✓              | 22 Days Late | ✓           | ✓            |
| Saint Vincent Surgery Center of Erie         | Ambi-Surg Center | ✓              | ✓            | Failed      | E – 73%      |
| Sally Balin Ambulatory Surgical Center       | Ambi-Surg Center | ✓              | ✓            | ✓           | ✓            |
| Scranton Endoscopy Center                    | Ambi-Surg Center | ✓              | ✓            | ✓           | ✓            |
| Sewickley Valley Hospital                    | General Acute    | ✓              | ✓            | ✓           | ✓            |
| Shadyside Surgi-Center                       | Ambi-Surg Center | ✓              | ✓            | ✓           | ✓            |
| Shamokin Area Community Hospital             | General Acute    | ✓              | ✓            | ✓           | ✓            |
| Sharon Regional Health System                | General Acute    | ✓              | ✓            | ✓           | ✓            |
| Smarthealth Norwin Hills Outpatient Center   | Ambi-Surg Center | ✓              | ✓            | ✓           | ✓            |
| Soldiers and Sailors Memorial Hospital       | General Acute    | ✓              | ✓            | ✓           | ✓            |
| Somerset Hospital Center for Health          | General Acute    | ✓              | 1 Day Late   | 1 Day Late  | 25 Days Late |
| Southwestern Ambulatory Surgery Center       | Ambi-Surg Center | ✓              | ✓            | ✓           | ✓            |
| Southwestern Pennsylvania Eye Surgery Center | Ambi-Surg Center | ✓              | ✓            | ✓           | ✓            |
| St. Agnes Medical Center                     | General Acute    | ✓              | ✓            | ✓           | ✓            |
| St. Christopher's Hospital for Children      | Specialty Acute  | E – 36%        | E – 41%      | E – 29%     | E – 34%      |
| St. Clair Memorial Hospital                  | General Acute    | ✓              | ✓            | ✓           | ✓            |
| St. Joseph Medical Center/Reading            | General Acute    | ✓              | 19 Days Late | ✓           | 12 Days Late |
| St. Luke's Hospital/Bethlehem                | General Acute    | ✓              | ✓            | ✓           | ✓            |
| St. Luke's Miners Memorial Hospital          | General Acute    | ✓              | ✓            | ✓           | ✓            |
| St. Luke's Quakertown Hospital               | General Acute    | ✓              | ✓            | ✓           | ✓            |
| St. Mary Medical Center                      | General Acute    | ✓              | ✓            | ✓           | ✓            |
| Suburban General Hospital/Pittsburgh         | General Acute    | ✓              | ✓            | 7 Days Late | E – 15%      |
| Summit Surgery Center                        | Ambi-Surg Center | ✓              | ✓            | ✓           | ✓            |
| Sunbury Community Hospital                   | General Acute    | ✓              | ✓            | ✓           | ✓            |
| Surgery & Laser Center                       | Ambi-Surg Center | ✓              | ✓            | ✓           | ✓            |
| Surgery Center of Chester County             | Ambi-Surg Center | ✓              | ✓            | ✓           | ✓            |
| Surgery Center of Pennsylvania, LLC          | Ambi-Surg Center | E – 22%        | E – 21%      | ✓           | ✓            |
| Surgical Center of York                      | Ambi-Surg Center | ✓              | ✓            | ✓           | ✓            |
| Surgical Specialty Center of Northeastern PA | Ambi-Surg Center | ✓              | ✓            | ✓           | ✓            |
| SurgiCenter at Ligonier                      | Ambi-Surg Center | ✓              | ✓            | ✓           | ✓            |

## Third Quarter 2003 through Second Quarter 2004 Ambulatory/Outpatient Compliance Report

| Facility Name                                | Facility Type    | UB92 Compliant |              |             |             |
|----------------------------------------------|------------------|----------------|--------------|-------------|-------------|
|                                              |                  | 03Q3           | 03Q4         | 04Q1        | 04Q2        |
| Susquehanna Surgery Center, Inc              | Ambi-Surg Center | ✓              | E – 15%      | ✓           | ✓           |
| Susquehanna Valley Surgical Center           | Ambi-Surg Center | ✓              | ✓            | ✓           | 4 Days Late |
| <b>T – U</b>                                 |                  |                |              |             |             |
| Temple East, Inc                             | General Acute    | ✓              | ✓            | ✓           | ✓           |
| Temple Lower Bucks Hospital                  | General Acute    | ✓              | ✓            | ✓           | ✓           |
| Temple University Children's Medical Center  | General Acute    | E – 22%        | E – 24%      | E – 30%     | E – 24%     |
| Temple University Hospital                   | General Acute    | ✓              | ✓            | ✓           | ✓           |
| Thomas Jefferson University Hospital         | General Acute    | ✓              | ✓            | ✓           | ✓           |
| Three Rivers Endoscopy Center                | Ambi-Surg Center | ✓              | ✓            | ✓           | ✓           |
| Titusville Area Hospital                     | General Acute    | ✓              | ✓            | 8 Days Late | ✓           |
| Tri County Outpatient Surgical Facility      | Ambi-Surg Center | E – 20%        | E – 18%      | E – 15%     | ✓           |
| Troy Community Hospital                      | General Acute    | ✓              | ✓            | ✓           | ✓           |
| Twin Rivers Endoscopy Center                 | Ambi-Surg Center | ✓              | ✓            | ✓           | ✓           |
| Tyler Memorial Hospital                      | General Acute    | ✓              | ✓            | ✓           | ✓           |
| Tyrone Hospital                              | General Acute    | ✓              | 22 Days Late | ✓           | ✓           |
| Uniontown Hospital                           | General Acute    | ✓              | ✓            | ✓           | ✓           |
| United Community Hospital                    | General Acute    | ✓              | 1 Day Late   | ✓           | ✓           |
| University of PA Medical Center/Presbyterian | General Acute    | ✓              | ✓            | ✓           | ✓           |
| UOC Surgical Services, Ltd                   | Ambi-Surg Center | ✓              | 12 Days Late | ✓           | ✓           |
| UPMC Bedford                                 | General Acute    | ✓              | ✓            | ✓           | ✓           |
| UPMC Braddock                                | General Acute    | ✓              | ✓            | ✓           | ✓           |
| UPMC Horizon                                 | General Acute    | ✓              | ✓            | ✓           | ✓           |
| UPMC Lee Regional Hospital                   | General Acute    | ✓              | ✓            | ✓           | ✓           |
| UPMC McKeesport                              | General Acute    | ✓              | ✓            | ✓           | ✓           |
| UPMC Monroeville Surgery Center              | Ambi-Surg Center | ✓              | ✓            | ✓           | ✓           |
| UPMC Northwest                               | General Acute    | ✓              | ✓            | ✓           | 4 Days Late |
| UPMC Passavant                               | General Acute    | ✓              | ✓            | ✓           | ✓           |
| UPMC Passavant Cranberry                     | General Acute    | ✓              | ✓            | ✓           | ✓           |
| UPMC Presbyterian Shadyside                  | General Acute    | ✓              | ✓            | ✓           | ✓           |
| UPMC South Side                              | General Acute    | ✓              | ✓            | ✓           | ✓           |
| UPMC St. Margaret                            | General Acute    | ✓              | ✓            | ✓           | ✓           |
| <b>V – Z</b>                                 |                  |                |              |             |             |
| Valley Surgery Center, Inc                   | Ambi-Surg Center | ✓              | ✓            | ✓           | E – 23%     |
| Valley View Surgical Center                  | Ambi-Surg Center | ✓              | ✓            | ✓           | ✓           |
| Village SurgiCenter                          | Ambi-Surg Center | ✓              | ✓            | ✓           | ✓           |
| Warminster Hospital                          | General Acute    | ✓              | ✓            | ✓           | ✓           |
| Warren General Hospital                      | General Acute    | ✓              | ✓            | ✓           | ✓           |
| Washington Hospital                          | General Acute    | ✓              | ✓            | ✓           | ✓           |

## Third Quarter 2003 through Second Quarter 2004 Ambulatory/Outpatient Compliance Report

| Facility Name                                 | Facility Type    | UB92 Compliant |              |              |              |
|-----------------------------------------------|------------------|----------------|--------------|--------------|--------------|
|                                               |                  | 03Q3           | 03Q4         | 04Q1         | 04Q2         |
| Washington Square Endoscopy Center, LLC       | Ambi-Surg Center | N/R            | 6 Days Late  | ✓            | 6 Days Late  |
| Waterfront Surgery Center, LLC                | Ambi-Surg Center | N/R            | N/R          | 23 Days Late | ✓            |
| Wayne Memorial Hospital                       | General Acute    | E – 32%        | 22 Days Late | ✓            | 21 Days Late |
| Waynesboro Hospital                           | General Acute    | ✓              | ✓            | ✓            | ✓            |
| West Shore Endoscopy Center, LLC              | Ambi-Surg Center | ✓              | ✓            | ✓            | ✓            |
| West Shore Surgery Center, Ltd                | Ambi-Surg Center | 23 Days Late   | ✓            | ✓            | ✓            |
| Western PA Surgery Center                     | Ambi-Surg Center | ✓              | ✓            | ✓            | ✓            |
| Western Pennsylvania Hospital                 | General Acute    | ✓              | ✓            | 8 Days Late  | ✓            |
| Westfield Surgery Center                      | Ambi-Surg Center | No Data        | E – 36%      | 8 Days Late  | ✓            |
| Westmoreland Regional Hospital                | General Acute    | ✓              | ✓            | ✓            | ✓            |
| Williamsport Hospital & Medical Center        | General Acute    | ✓              | ✓            | ✓            | ✓            |
| Wills Community Surg Serv of Center City, Inc | Ambi-Surg Center | ✓              | ✓            | ✓            | ✓            |
| Wills Eye Hospital                            | Specialty Acute  | ✓              | ✓            | ✓            | ✓            |
| Wills Eye Surgery Center of Plymouth Meeting  | Ambi-Surg Center | ✓              | ✓            | ✓            | ✓            |
| Wills Eye Surgery Center South Philadelphia   | Ambi-Surg Center | 33 Days Late   | ✓            | ✓            | 28 Days Late |
| Wills Surgery Center of Bucks County          | Ambi-Surg Center | ✓              | ✓            | ✓            | ✓            |
| Wills Surgery Center of the Northeast         | Ambi-Surg Center | ✓              | ✓            | ✓            | E – 25%      |
| Windber Hospital                              | General Acute    | 19 Days Late   | ✓            | ✓            | ✓            |
| WVHCS Hospital                                | General Acute    | ✓              | ✓            | ✓            | ✓            |
| Wyomissing Surgical Services, Inc             | Ambi-Surg Center | N/R            | N/R          | N/R          | ✓            |
| York Endoscopy Center                         | Ambi-Surg Center | ✓              | ✓            | ✓            | E – 100%     |
| York Hospital                                 | General Acute    | ✓              | ✓            | ✓            | ✓            |
| Zitelli South Ambulatory Surgical Center      | Ambi-Surg Center | 9 Days Late    | ✓            | ✓            | E – 87%      |

## Change of Status Information for Ambulatory/Outpatient Facilities

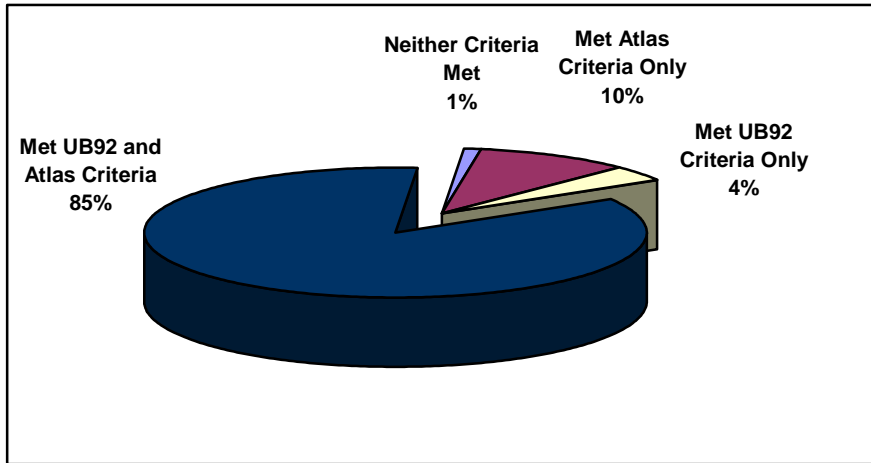
| Facility Name                                 | Information                                                                   |
|-----------------------------------------------|-------------------------------------------------------------------------------|
| AFP Surgery Center, Inc                       | Opened on June 18, 2003                                                       |
| Berks Urologic Surgery Center                 | Opened on May 21, 2003                                                        |
| Bryn Mawr Medical Specialists Endoscopy Assoc | Opened on July 7, 2003                                                        |
| College Heights Endoscopy Center, LLC         | Opened on December 31, 2002                                                   |
| Elkins Park Hospital                          | Closed on October 31, 2003                                                    |
| Endoscopy Center of Delaware County           | Opened on January 6, 2003                                                     |
| Endoscopy USA York Center                     | Closed on September 23, 2003                                                  |
| Gastroenterology Consultants, Inc             | Opened on January 24, 2003                                                    |
| Gettysburg Hospital Minor Procedure Suite     | Opened on July 28, 2003                                                       |
| Lancaster Gastroenterology Procedure Ctr, LLC | Opened on September 10, 2003                                                  |
| Main Line Endoscopy Center, West              | Opened on March 31, 2003                                                      |
| Mercy Providence Hospital                     | Merged with Mercy Hospital of Pittsburgh                                      |
| Methodist Hospital                            | Merged with Thomas Jefferson University Hospital, but reports data separately |
| Parkview Hospital                             | Closed on September 8, 2003                                                   |
| Penn Medicine at Radnor Endoscopy Facility    | Opened on June 11, 2003                                                       |
| Pennsylvania Eye & Ear Surgery Center, LLC    | Opened on June 25, 2003                                                       |
| Reading Hospital SurgiCenter at Spring Ridge  | Opened on May 28, 2003                                                        |
| Sewickley Valley Hospital Surgical Center     | Current Name: Heritage Valley Surgery Center                                  |
| Washington Square Endoscopy Center, LLC       | Opened on December 10, 2002                                                   |
| Waterfront Surgery Center, LLC                | Opened on May 21, 2003                                                        |
| Wyomissing Surgical Services, Inc             | Opened on June 30, 2003                                                       |

(Intentionally left blank)

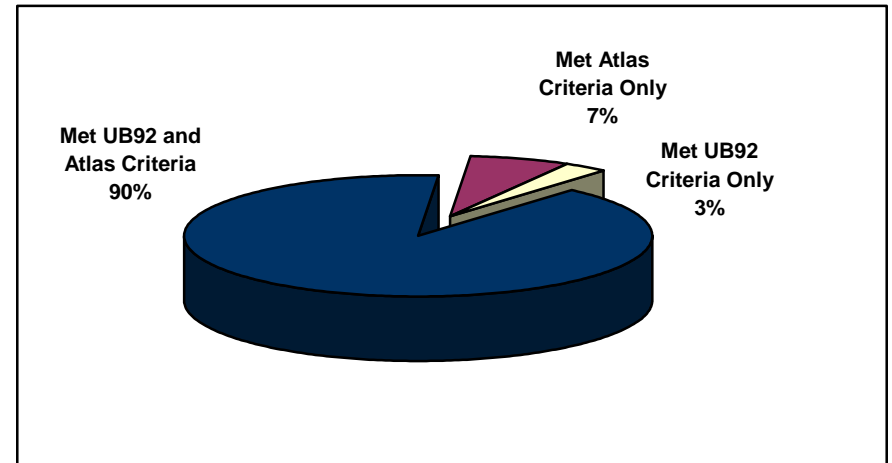
# Inpatient Compliance and 45-Day Status Report Third Quarter 2003 through Second Quarter 2004

# Summary of Inpatient Acute Care Facility Compliance

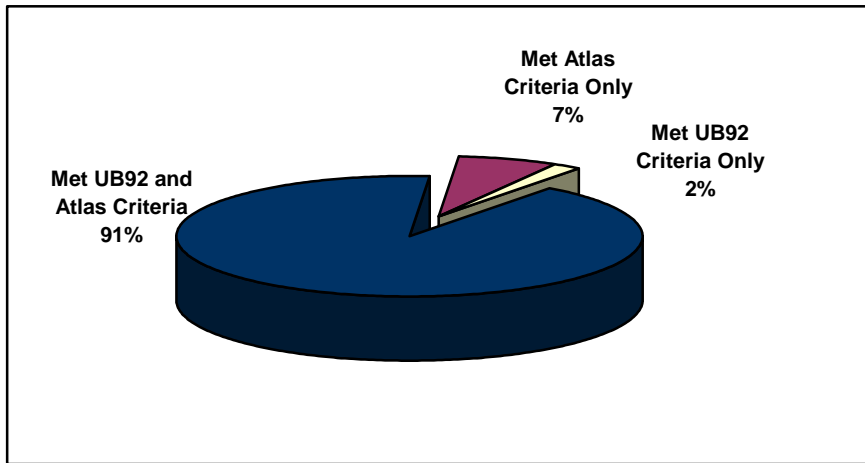
Second Quarter 2004 (n=178)



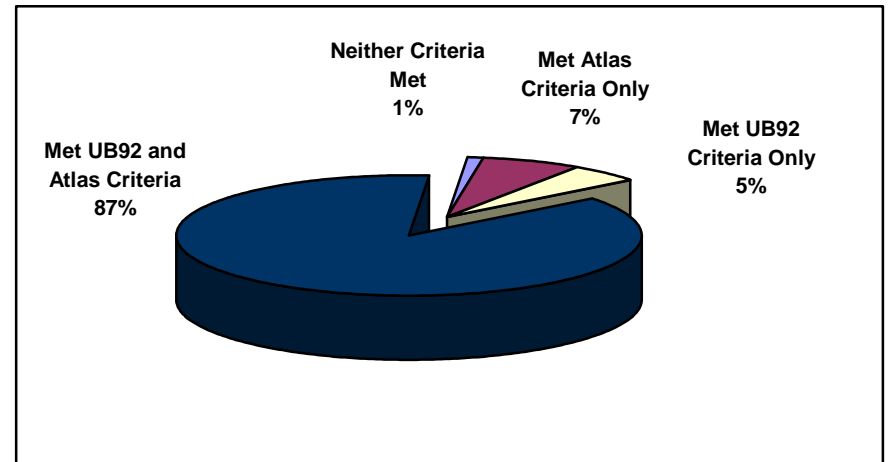
First Quarter 2004 (n=178)



Fourth Quarter 2003 (n=180)

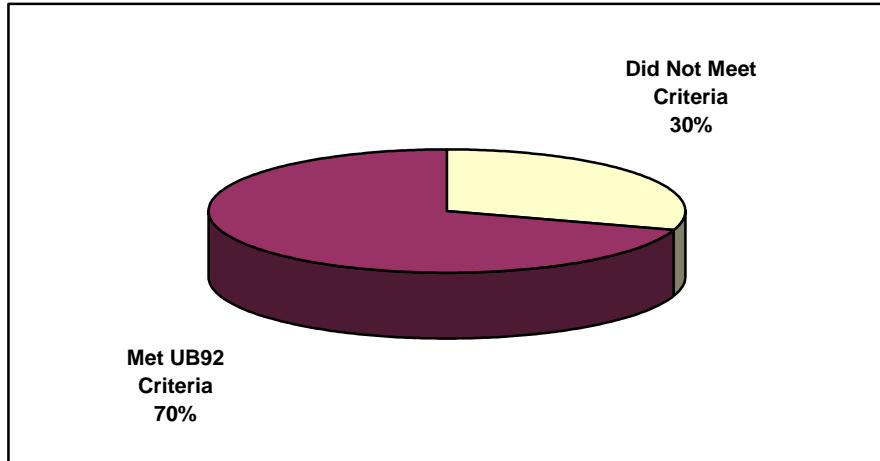


Third Quarter 2003 (n=181)

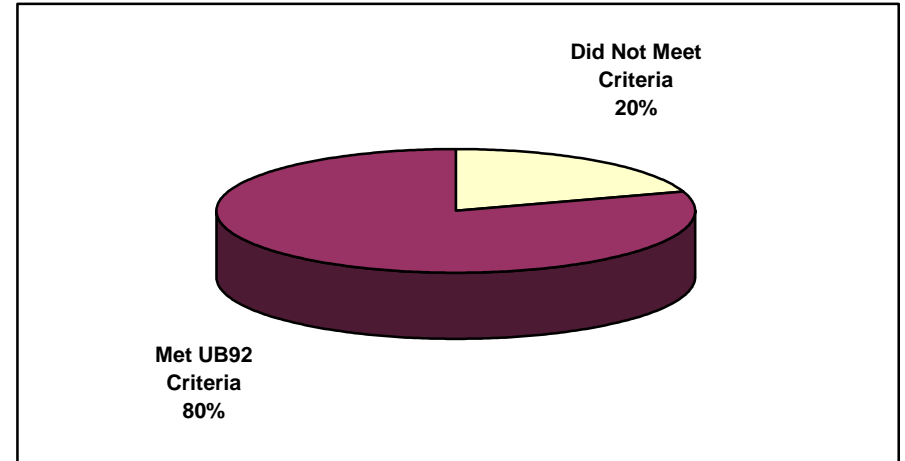


# Summary of Inpatient Non-Acute Care Facility Compliance

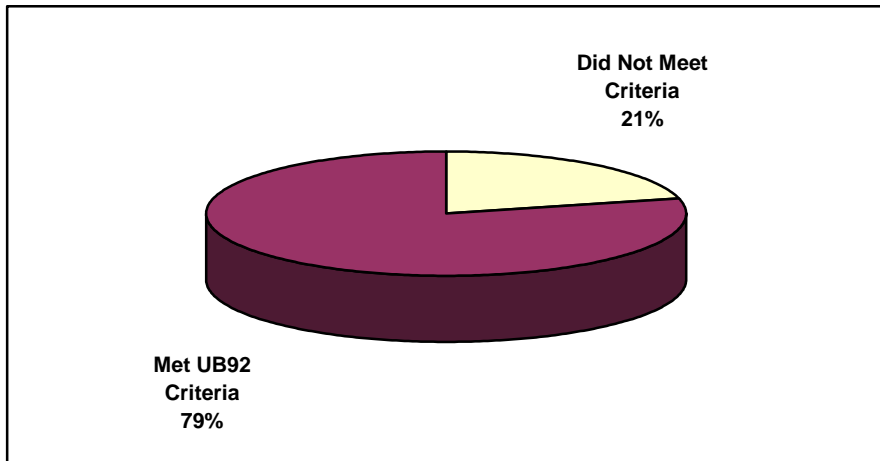
Second Quarter 2004 (n=66)



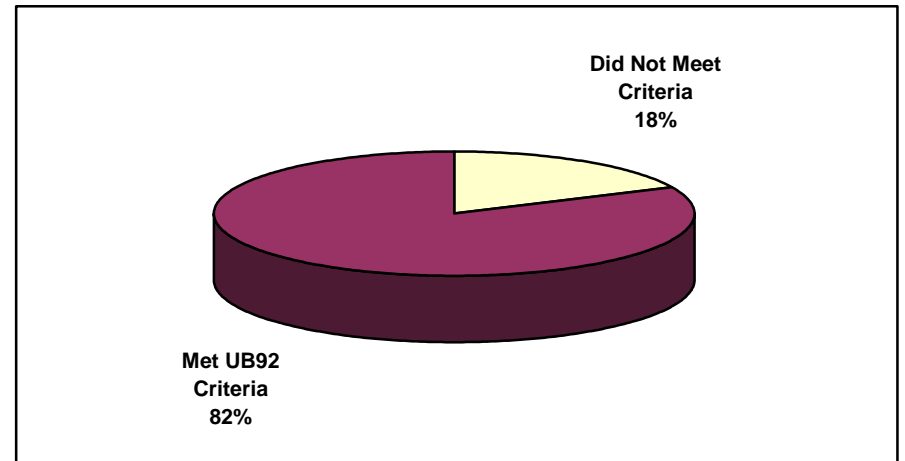
First Quarter 2004 (n=66)



Fourth Quarter 2003 (n=66)



Third Quarter 2003 (n=64)



## Third Quarter 2003 through Second Quarter 2004 Inpatient Compliance Report

| Facility Name                                | Facility Type   | UB92 Compliant |         |             |             | Atlas Compliant |         |         |         |
|----------------------------------------------|-----------------|----------------|---------|-------------|-------------|-----------------|---------|---------|---------|
|                                              |                 | 03Q3           | 03Q4    | 04Q1        | 04Q2        | 03Q3            | 03Q4    | 04Q1    | 04Q2    |
| Abington Memorial Hospital                   | General Acute   | ✓              | ✓       | ✓           | ✓           | ✓               | ✓       | ✓       | ✓       |
| Albert Einstein Medical Center               | General Acute   | ✓              | ✓       | ✓           | ✓           | ✓               | I - 87% | I - 86% | ✓       |
| Aliquippa Community Hospital                 | General Acute   | ✓              | ✓       | ✓           | ✓           | Late            | ✓       | Late    | ✓       |
| Alle-Kiski Medical Center                    | General Acute   | ✓              | ✓       | ✓           | ✓           | ✓               | ✓       | ✓       | ✓       |
| Allegheny General Hospital                   | General Acute   | ✓              | ✓       | ✓           | ✓           | ✓               | ✓       | ✓       | ✓       |
| Allied Services Institute of Rehabilitation  | Rehabilitation  | ✓              | ✓       | ✓           | 7 Days Late | N/R             | N/R     | N/R     | N/R     |
| Altoona Hospital                             | General Acute   | ✓              | ✓       | ✓           | ✓           | ✓               | ✓       | ✓       | ✓       |
| Angela Jane Pavilion Rehabilitation Hospital | Rehabilitation  | N/R            | No Data | ✓           | ✓           | N/R             | N/R     | N/R     | N/R     |
| Armstrong County Memorial Hospital           | General Acute   | ✓              | ✓       | ✓           | ✓           | ✓               | ✓       | ✓       | ✓       |
| Ashland Regional Medical Center              | General Acute   | ✓              | ✓       | ✓           | E - 18%     | ✓               | ✓       | ✓       | I - 78% |
| <b>B</b>                                     |                 |                |         |             |             |                 |         |         |         |
| Bariatric Care Centers of Pennsylvania       | Specialty Acute | 21 Days Late   | ✓       | ✓           | ✓           | N/R             | N/R     | N/R     | N/R     |
| Barnes Kasson County Hospital                | General Acute   | ✓              | ✓       | ✓           | ✓           | ✓               | ✓       | ✓       | ✓       |
| Belmont Center for Comprehensive Treatment   | Psychiatric     | ✓              | ✓       | ✓           | ✓           | N/R             | N/R     | N/R     | N/R     |
| Berwick Hospital Center                      | General Acute   | ✓              | ✓       | ✓           | E - 15%     | ✓               | ✓       | ✓       | ✓       |
| Bloomsburg Hospital                          | General Acute   | 16 Days Late   | ✓       | ✓           | ✓           | ✓               | ✓       | ✓       | I - 77% |
| Bon Secours Holy Family Regional Health Sys  | General Acute   | ✓              | ✓       | ✓           | ✓           | ✓               | ✓       | ✓       | ✓       |
| Bradford Regional Medical Center             | General Acute   | ✓              | ✓       | ✓           | ✓           | ✓               | ✓       | ✓       | ✓       |
| Brandywine Hospital                          | General Acute   | ✓              | ✓       | ✓           | ✓           | ✓               | ✓       | ✓       | ✓       |
| Brooke Glen Behavioral Hospital              | Psychiatric     | ✓              | ✓       | E - 100%    | No Data     | N/R             | N/R     | N/R     | N/R     |
| Brookville Hospital                          | General Acute   | ✓              | ✓       | ✓           | ✓           | ✓               | ✓       | ✓       | ✓       |
| Brownsville General Hospital                 | General Acute   | ✓              | ✓       | ✓           | ✓           | ✓               | ✓       | ✓       | ✓       |
| Bryn Mawr Rehabilitation Hospital            | Rehabilitation  | ✓              | ✓       | ✓           | ✓           | N/R             | N/R     | N/R     | N/R     |
| Bucktail Medical Center                      | General Acute   | ✓              | ✓       | 2 Days Late | E - 35%     | ✓               | ✓       | ✓       | ✓       |
| Butler Memorial Hospital                     | General Acute   | ✓              | ✓       | ✓           | ✓           | ✓               | ✓       | ✓       | ✓       |
| <b>C</b>                                     |                 |                |         |             |             |                 |         |         |         |
| Canonsburg General Hospital                  | General Acute   | ✓              | ✓       | ✓           | ✓           | ✓               | ✓       | ✓       | ✓       |
| Carlisle Regional Medical Center             | General Acute   | ✓              | ✓       | ✓           | ✓           | ✓               | ✓       | ✓       | ✓       |
| Central Montgomery Medical Center            | General Acute   | 21 Days Late   | ✓       | ✓           | ✓           | ✓               | ✓       | ✓       | ✓       |
| Chambersburg Hospital                        | General Acute   | ✓              | ✓       | ✓           | ✓           | ✓               | ✓       | ✓       | ✓       |
| Charles Cole Memorial Hospital               | General Acute   | ✓              | ✓       | ✓           | ✓           | ✓               | ✓       | ✓       | ✓       |
| Chester County Hospital                      | General Acute   | ✓              | ✓       | ✓           | ✓           | ✓               | ✓       | ✓       | ✓       |
| Chestnut Hill Hospital                       | General Acute   | ✓              | ✓       | ✓           | ✓           | ✓               | ✓       | ✓       | ✓       |
| Chestnut Hill Rehabilitation Hospital        | Rehabilitation  | ✓              | ✓       | ✓           | ✓           | N/R             | N/R     | N/R     | N/R     |
| Children's Home of Pittsburgh                | Specialty       | ✓              | ✓       | ✓           | ✓           | N/R             | N/R     | N/R     | N/R     |
| Children's Hospital of Philadelphia          | Specialty Acute | E - 39%        | E - 34% | E - 31%     | E - 32%     | ✓               | ✓       | ✓       | ✓       |
| Children's Hospital of Pittsburgh            | Specialty Acute | E - 19%        | ✓       | ✓           | ✓           | ✓               | ✓       | ✓       | ✓       |

## Third Quarter 2003 through Second Quarter 2004 Inpatient Compliance Report

| Facility Name                                 | Facility Type   | UB92 Compliant |              |              |              | Atlas Compliant |      |        |         |
|-----------------------------------------------|-----------------|----------------|--------------|--------------|--------------|-----------------|------|--------|---------|
|                                               |                 | 03Q3           | 03Q4         | 04Q1         | 04Q2         | 03Q3            | 03Q4 | 04Q1   | 04Q2    |
| Children's Institute of Pittsburgh            | Rehabilitation  | 30 Days Late   | ✓            | ✓            | ✓            | N/R             | N/R  | N/R    | N/R     |
| Children's Seashore House of the CHOP         | Rehabilitation  | E – 67%        | E – 88%      | E – 48%      | E – 42%      | N/R             | N/R  | N/R    | N/R     |
| Clarion Hospital                              | General Acute   | ✓              | ✓            | ✓            | ✓            | ✓               | ✓    | ✓      | ✓       |
| Clarion Psychiatric Center                    | Psychiatric     | ✓              | 14 Days Late | ✓            | 42 Days Late | N/R             | N/R  | N/R    | N/R     |
| Clearfield Hospital                           | General Acute   | ✓              | ✓            | ✓            | ✓            | ✓               | ✓    | ✓      | ✓       |
| Community Hospital of Lancaster               | General Acute   | ✓              | 22 Days Late | E – 17%      | ✓            | ✓               | ✓    | ✓      | ✓       |
| Community Medical Center/Scranton             | General Acute   | ✓              | ✓            | ✓            | ✓            | ✓               | ✓    | ✓      | ✓       |
| Conemaugh Valley Memorial Hospital            | General Acute   | ✓              | ✓            | ✓            | ✓            | ✓               | ✓    | ✓      | ✓       |
| Corry Memorial Hospital                       | General Acute   | ✓              | ✓            | ✓            | ✓            | ✓               | ✓    | ✓      | ✓       |
| Crozer-Chester Medical Center                 | General Acute   | ✓              | ✓            | ✓            | ✓            | ✓               | ✓    | ✓      | ✓       |
| <b>D – E</b>                                  |                 |                |              |              |              |                 |      |        |         |
| Delaware County Memorial Hospital             | General Acute   | 21 Days Late   | ✓            | ✓            | ✓            | ✓               | ✓    | ✓      | ✓       |
| Divine Providence Hospital/Williamsport       | Specialty       | ✓              | ✓            | ✓            | ✓            | N/R             | N/R  | N/R    | N/R     |
| Doylestown Hospital                           | General Acute   | ✓              | ✓            | ✓            | ✓            | I – 87%         | ✓    | ✓      | ✓       |
| DuBois Regional Medical Center                | General Acute   | ✓              | ✓            | ✓            | ✓            | ✓               | ✓    | ✓      | ✓       |
| Eagleville Hospital                           | Specialty       | ✓              | ✓            | ✓            | 18 Days Late | N/R             | N/R  | N/R    | N/R     |
| Easton Hospital                               | General Acute   | ✓              | ✓            | ✓            | ✓            | ✓               | ✓    | ✓      | ✓       |
| Elk Regional Health Center                    | General Acute   | ✓              | ✓            | ✓            | ✓            | ✓               | ✓    | ✓      | ✓       |
| Elkins Park Hospital                          | General Acute   | ✓              | ✓            | Closed       | Closed       | ✓               | ✓    | Closed | Closed  |
| Ellwood City Hospital                         | General Acute   | ✓              | ✓            | ✓            | ✓            | ✓               | ✓    | ✓      | ✓       |
| Ephrata Community Hospital                    | General Acute   | ✓              | ✓            | ✓            | ✓            | ✓               | ✓    | ✓      | ✓       |
| Eugenia Hospital                              | Psychiatric     | ✓              | ✓            | ✓            | 23 Days Late | N/R             | N/R  | N/R    | N/R     |
| Evangelical Community Hospital                | General Acute   | ✓              | ✓            | ✓            | ✓            | ✓               | ✓    | ✓      | ✓       |
| <b>F – G</b>                                  |                 |                |              |              |              |                 |      |        |         |
| Fairmount Behavioral Health Systems           | Psychiatric     | E – 38%        | E – 45%      | E – 44%      | E – 17%      | N/R             | N/R  | N/R    | N/R     |
| First Hospital of Wyoming Valley              | Psychiatric     | ✓              | ✓            | ✓            | ✓            | N/R             | N/R  | N/R    | N/R     |
| Forbes Regional Hospital                      | General Acute   | ✓              | ✓            | ✓            | ✓            | ✓               | ✓    | ✓      | ✓       |
| Foundations Behavioral Health                 | Psychiatric     | ✓              | 6 Days Late  | 19 Days Late | 3 Days Late  | N/R             | N/R  | N/R    | N/R     |
| Frankford Hospital                            | General Acute   | ✓              | ✓            | ✓            | ✓            | ✓               | ✓    | ✓      | ✓       |
| Frick Hospital                                | General Acute   | ✓              | ✓            | ✓            | ✓            | ✓               | ✓    | ✓      | ✓       |
| Friends Hospital                              | Psychiatric     | E – 23%        | ✓            | E – 18%      | ✓            | N/R             | N/R  | N/R    | N/R     |
| Fulton County Medical Center                  | General Acute   | ✓              | ✓            | ✓            | ✓            | ✓               | ✓    | ✓      | I – 78% |
| Geisinger HEALTHSOUTH Rehabilitation Hospital | Rehabilitation  | ✓              | ✓            | ✓            | ✓            | N/R             | N/R  | N/R    | N/R     |
| Geisinger Medical Center/Danville             | General Acute   | ✓              | ✓            | ✓            | ✓            | ✓               | ✓    | ✓      | ✓       |
| Geisinger Wyoming Valley                      | General Acute   | ✓              | ✓            | ✓            | ✓            | ✓               | ✓    | ✓      | ✓       |
| Gettysburg Hospital                           | General Acute   | ✓              | ✓            | ✓            | ✓            | ✓               | ✓    | ✓      | ✓       |
| Girard Medical Center                         | Long Term Acute | ✓              | ✓            | ✓            | ✓            | N/R             | N/R  | N/R    | N/R     |

## Third Quarter 2003 through Second Quarter 2004 Inpatient Compliance Report

| Facility Name                               | Facility Type   | UB92 Compliant |              |             |              | Atlas Compliant |      |      |         |
|---------------------------------------------|-----------------|----------------|--------------|-------------|--------------|-----------------|------|------|---------|
|                                             |                 | 03Q3           | 03Q4         | 04Q1        | 04Q2         | 03Q3            | 03Q4 | 04Q1 | 04Q2    |
| Gnaden Huetten Memorial Hospital            | General Acute   | ✓              | ✓            | ✓           | ✓            | ✓               | ✓    | ✓    | ✓       |
| Good Samaritan Hospital/Lebanon             | General Acute   | ✓              | ✓            | ✓           | ✓            | ✓               | ✓    | ✓    | ✓       |
| Good Samaritan Regional Medical Center      | General Acute   | ✓              | ✓            | ✓           | ✓            | ✓               | ✓    | ✓    | ✓       |
| Good Shepherd Rehabilitation Hosp/Bethlehem | Rehabilitation  | 29 Days Late   | ✓            | ✓           | 7 Days Late  | N/R             | N/R  | N/R  | N/R     |
| Good Shepherd Rehabilitation Hospital       | Rehabilitation  | ✓              | ✓            | ✓           | 7 Days Late  | N/R             | N/R  | N/R  | N/R     |
| Good Shepherd Specialty Hospital/Allentown  | Long Term Acute | ✓              | ✓            | ✓           | 7 Days Late  | N/R             | N/R  | N/R  | N/R     |
| Graduate Hospital                           | General Acute   | ✓              | ✓            | ✓           | ✓            | ✓               | ✓    | ✓    | ✓       |
| Grand View Hospital                         | General Acute   | ✓              | ✓            | ✓           | ✓            | ✓               | ✓    | ✓    | ✓       |
| Greene County Memorial Hospital             | General Acute   | ✓              | ✓            | ✓           | ✓            | ✓               | ✓    | ✓    | ✓       |
| <b>H</b>                                    |                 |                |              |             |              |                 |      |      |         |
| Hahnemann University Hospital               | General Acute   | ✓              | E - NAIC     | ✓           | ✓            | ✓               | ✓    | ✓    | ✓       |
| Hamot Medical Center                        | General Acute   | ✓              | ✓            | ✓           | ✓            | ✓               | ✓    | ✓    | ✓       |
| Hanover Hospital, Inc                       | General Acute   | ✓              | ✓            | ✓           | ✓            | ✓               | ✓    | ✓    | ✓       |
| Hazleton General Hospital                   | General Acute   | ✓              | ✓            | ✓           | ✓            | ✓               | ✓    | ✓    | ✓       |
| Hazleton St. Joseph Medical Center          | General Acute   | ✓              | ✓            | ✓           | ✓            | ✓               | ✓    | ✓    | ✓       |
| HEALTHSOUTH Harmarville Rehabilitation      | Rehabilitation  | 14 Days Late   | ✓            | ✓           | ✓            | N/R             | N/R  | N/R  | N/R     |
| HEALTHSOUTH Nittany Valley Rehab Hospital   | Rehabilitation  | ✓              | ✓            | ✓           | ✓            | N/R             | N/R  | N/R  | N/R     |
| HEALTHSOUTH Rehab Hospital of Greater Pgh   | Long Term Acute | ✓              | ✓            | ✓           | ✓            | N/R             | N/R  | N/R  | N/R     |
| HEALTHSOUTH Rehab Hospital of Mechanicsburg | Rehabilitation  | ✓              | 5 Days Late  | ✓           | ✓            | N/R             | N/R  | N/R  | N/R     |
| HEALTHSOUTH Rehab Hospital of Reading       | Rehabilitation  | ✓              | ✓            | ✓           | ✓            | N/R             | N/R  | N/R  | N/R     |
| HEALTHSOUTH Rehab Hospital of Sewickley     | Rehabilitation  | ✓              | ✓            | ✓           | ✓            | N/R             | N/R  | N/R  | N/R     |
| HEALTHSOUTH Rehab Hospital Special Services | Long Term Acute | ✓              | 5 Days Late  | ✓           | ✓            | N/R             | N/R  | N/R  | N/R     |
| HEALTHSOUTH Rehabilitation Hosp of Altoona  | Rehabilitation  | ✓              | ✓            | ✓           | ✓            | N/R             | N/R  | N/R  | N/R     |
| HEALTHSOUTH Rehabilitation Hospital of Erie | Rehabilitation  | ✓              | ✓            | ✓           | ✓            | N/R             | N/R  | N/R  | N/R     |
| HEALTHSOUTH Rehabilitation Hospital of York | Rehabilitation  | ✓              | 5 Days Late  | ✓           | ✓            | N/R             | N/R  | N/R  | N/R     |
| Highlands Hospital                          | General Acute   | ✓              | 20 Days Late | ✓           | ✓            | ✓               | ✓    | ✓    | ✓       |
| Holy Redeemer Hospital & Medical Center     | General Acute   | ✓              | ✓            | ✓           | ✓            | ✓               | ✓    | ✓    | ✓       |
| Holy Spirit Hospital                        | General Acute   | ✓              | ✓            | ✓           | ✓            | ✓               | ✓    | ✓    | ✓       |
| Horsham Clinic                              | Psychiatric     | ✓              | 14 Days Late | 8 Days Late | 42 Days Late | N/R             | N/R  | N/R  | N/R     |
| Hospital of Fox Chase Cancer Center         | Specialty Acute | ✓              | ✓            | ✓           | E - 22%      | ✓               | ✓    | ✓    | I - 64% |
| Hospital of the University of Pennsylvania  | General Acute   | ✓              | ✓            | ✓           | ✓            | ✓               | ✓    | ✓    | ✓       |
| <b>I - L</b>                                |                 |                |              |             |              |                 |      |      |         |
| Indiana Regional Medical Center             | General Acute   | ✓              | ✓            | ✓           | ✓            | Late            | ✓    | ✓    | ✓       |
| J. C. Blair Memorial Hospital               | General Acute   | ✓              | ✓            | ✓           | ✓            | ✓               | ✓    | ✓    | ✓       |
| Jameson Memorial Hospital                   | General Acute   | ✓              | ✓            | ✓           | ✓            | ✓               | ✓    | ✓    | ✓       |
| Jeanes Hospital                             | General Acute   | ✓              | ✓            | ✓           | ✓            | ✓               | ✓    | ✓    | ✓       |
| Jefferson Regional Medical Center           | General Acute   | ✓              | ✓            | ✓           | ✓            | I - 86%         | ✓    | Late | ✓       |

## Third Quarter 2003 through Second Quarter 2004 Inpatient Compliance Report

| Facility Name                           | Facility Type   | UB92 Compliant |         |              |              | Atlas Compliant |      |         |      |
|-----------------------------------------|-----------------|----------------|---------|--------------|--------------|-----------------|------|---------|------|
|                                         |                 | 03Q3           | 03Q4    | 04Q1         | 04Q2         | 03Q3            | 03Q4 | 04Q1    | 04Q2 |
| Jennersville Regional Hospital          | General Acute   | ✓              | ✓       | ✓            | ✓            | ✓               | ✓    | ✓       | ✓    |
| Jersey Shore Hospital                   | General Acute   | ✓              | ✓       | ✓            | ✓            | ✓               | ✓    | ✓       | ✓    |
| John Heinz Institute of Rehab Medicine  | Rehabilitation  | ✓              | ✓       | ✓            | 7 Days Late  | N/R             | N/R  | N/R     | N/R  |
| Kane Community Hospital                 | General Acute   | ✓              | ✓       | ✓            | ✓            | ✓               | ✓    | ✓       | ✓    |
| Kensington Hospital                     | Specialty       | ✓              | ✓       | ✓            | 4 Days Late  | N/R             | N/R  | N/R     | N/R  |
| KidsPeace Hospital, Inc.                | Psychiatric     | ✓              | ✓       | ✓            | ✓            | N/R             | N/R  | N/R     | N/R  |
| Kindred Hospital at Heritage Valley     | Long Term Acute | N/R            | E – 16% | ✓            | ✓            | N/R             | N/R  | N/R     | N/R  |
| Kindred Hospital/Delaware County        | Long Term Acute | ✓              | ✓       | ✓            | ✓            | N/R             | N/R  | N/R     | N/R  |
| Kindred Hospital/Philadelphia           | Long Term Acute | ✓              | ✓       | 21 Days Late | 28 Days Late | N/R             | N/R  | N/R     | N/R  |
| Kindred Hospital/Pittsburgh             | Long Term Acute | ✓              | ✓       | ✓            | ✓            | N/R             | N/R  | N/R     | N/R  |
| Kindred Hospital/Wyoming Valley         | Long Term Acute | 11 Days Late   | ✓       | 9 Days Late  | 1 Day Late   | N/R             | N/R  | N/R     | N/R  |
| Kirkbride Center                        | Psychiatric     | ✓              | ✓       | ✓            | ✓            | N/R             | N/R  | N/R     | N/R  |
| Lancaster General Hospital              | General Acute   | ✓              | ✓       | ✓            | ✓            | ✓               | ✓    | ✓       | ✓    |
| Lancaster Regional Medical Center       | General Acute   | ✓              | ✓       | ✓            | ✓            | ✓               | ✓    | ✓       | ✓    |
| Latrobe Area Hospital                   | General Acute   | 21 Days Late   | ✓       | ✓            | ✓            | ✓               | ✓    | ✓       | ✓    |
| Lehigh Valley Hospital                  | General Acute   | ✓              | ✓       | ✓            | ✓            | ✓               | ✓    | ✓       | ✓    |
| Lehigh Valley Hospital/Muhlenberg       | General Acute   | ✓              | ✓       | ✓            | ✓            | ✓               | ✓    | ✓       | ✓    |
| Lewistown Hospital                      | General Acute   | ✓              | ✓       | ✓            | ✓            | ✓               | ✓    | ✓       | ✓    |
| LifeCare Hospitals of Pittsburgh, Inc   | Long Term Acute | ✓              | ✓       | ✓            | ✓            | N/R             | N/R  | N/R     | N/R  |
| Lock Haven Hospital                     | General Acute   | ✓              | ✓       | ✓            | 7 Days Late  | Late            | ✓    | I – 86% | ✓    |
| <b>M</b>                                |                 |                |         |              |              |                 |      |         |      |
| Magee Rehabilitation Hospital           | Rehabilitation  | ✓              | E – 67% | E – 65%      | 18 Days Late | N/R             | N/R  | N/R     | N/R  |
| Magee-Womens Hosp of UPMC Health System | Specialty Acute | ✓              | ✓       | ✓            | ✓            | ✓               | ✓    | ✓       | ✓    |
| Main Line Hospital Bryn Mawr            | General Acute   | ✓              | ✓       | ✓            | ✓            | ✓               | ✓    | ✓       | ✓    |
| Main Line Hospital Lankenau             | General Acute   | ✓              | ✓       | ✓            | ✓            | ✓               | ✓    | ✓       | ✓    |
| Main Line Hospital Paoli                | General Acute   | ✓              | ✓       | ✓            | ✓            | ✓               | ✓    | ✓       | ✓    |
| Malvern Institute                       | Specialty       | 29 Days Late   | ✓       | ✓            | 23 Days Late | N/R             | N/R  | N/R     | N/R  |
| Marian Community Hospital               | General Acute   | ✓              | ✓       | ✓            | ✓            | ✓               | ✓    | ✓       | ✓    |
| Meadows Psychiatric Center              | Psychiatric     | E – 73%        | E – 15% | 27 Days Late | Failed       | N/R             | N/R  | N/R     | N/R  |
| Meadville Medical Center                | General Acute   | ✓              | ✓       | ✓            | ✓            | ✓               | ✓    | ✓       | ✓    |
| Medical Center, Beaver, PA              | General Acute   | ✓              | ✓       | ✓            | ✓            | ✓               | ✓    | ✓       | ✓    |
| Medical College of Pennsylvania         | General Acute   | ✓              | ✓       | ✓            | ✓            | Late            | ✓    | ✓       | ✓    |
| Memorial Hospital Inc/Towanda           | General Acute   | ✓              | ✓       | ✓            | ✓            | ✓               | ✓    | ✓       | ✓    |
| Memorial Hospital York                  | General Acute   | ✓              | ✓       | ✓            | ✓            | ✓               | ✓    | ✓       | ✓    |
| Mercy Fitzgerald Hospital               | General Acute   | ✓              | ✓       | ✓            | 19 Days Late | ✓               | ✓    | ✓       | ✓    |
| Mercy Hospital of Philadelphia          | General Acute   | ✓              | ✓       | ✓            | 19 Days Late | ✓               | ✓    | ✓       | ✓    |
| Mercy Hospital of Pittsburgh            | General Acute   | ✓              | ✓       | ✓            | ✓            | ✓               | ✓    | ✓       | ✓    |

## Third Quarter 2003 through Second Quarter 2004 Inpatient Compliance Report

| Facility Name                             | Facility Type   | UB92 Compliant |          |              |              | Atlas Compliant |        |         |         |
|-------------------------------------------|-----------------|----------------|----------|--------------|--------------|-----------------|--------|---------|---------|
|                                           |                 | 03Q3           | 03Q4     | 04Q1         | 04Q2         | 03Q3            | 03Q4   | 04Q1    | 04Q2    |
| Mercy Hospital/Scranton                   | General Acute   | ✓              | ✓        | ✓            | ✓            | ✓               | ✓      | I – 81% | I – 82% |
| Mercy Hospital/Wilkes-Barre               | General Acute   | ✓              | ✓        | ✓            | ✓            | ✓               | ✓      | ✓       | ✓       |
| Mercy Jeannette Hospital                  | General Acute   | ✓              | ✓        | ✓            | ✓            | ✓               | ✓      | ✓       | ✓       |
| Mercy Providence Hospital                 | General Acute   | ✓              | ✓        | Merged       | Merged       | ✓               | ✓      | Merged  | Merged  |
| Mercy Special Care Hospital               | Long Term Acute | ✓              | ✓        | 16 Days Late | ✓            | N/R             | N/R    | N/R     | N/R     |
| Mercy Suburban Hospital                   | General Acute   | ✓              | ✓        | ✓            | 19 Days Late | ✓               | ✓      | ✓       | ✓       |
| Methodist Hospital                        | General Acute   | ✓              | ✓        | ✓            | ✓            | ✓               | ✓      | ✓       | I – 74% |
| Meyersdale Community Hospital             | General Acute   | ✓              | ✓        | ✓            | ✓            | ✓               | ✓      | ✓       | ✓       |
| Mid-Valley Hospital                       | General Acute   | ✓              | ✓        | ✓            | ✓            | ✓               | ✓      | ✓       | ✓       |
| Millcreek Community Hospital              | General Acute   | ✓              | ✓        | 1 Day Late   | 4 Days Late  | I – 35%         | Late   | ✓       | ✓       |
| Milton S. Hershey Medical Center          | General Acute   | 13 Days Late   | ✓        | ✓            | ✓            | ✓               | ✓      | ✓       | ✓       |
| Miners Medical Center                     | General Acute   | ✓              | ✓        | 20 Days Late | ✓            | ✓               | ✓      | ✓       | ✓       |
| Monongahela Valley Hospital               | General Acute   | ✓              | ✓        | ✓            | ✓            | ✓               | ✓      | ✓       | ✓       |
| Monsour Medical Center                    | General Acute   | E – 19%        | E – 20%  | ✓            | ✓            | Late            | ✓      | ✓       | ✓       |
| Montgomery County MH/MR Emergency Service | Psychiatric     | ✓              | ✓        | 2 Days Late  | ✓            | N/R             | N/R    | N/R     | N/R     |
| Montgomery Hospital                       | General Acute   | ✓              | ✓        | ✓            | ✓            | ✓               | ✓      | ✓       | ✓       |
| Montrose General Hospital                 | General Acute   | 22 Days Late   | ✓        | E – 48%      | ✓            | ✓               | ✓      | ✓       | Late    |
| Moses Taylor Hospital                     | General Acute   | ✓              | ✓        | ✓            | ✓            | ✓               | ✓      | ✓       | ✓       |
| Moss Rehabilitation Hospital              | Rehabilitation  | ✓              | ✓        | ✓            | ✓            | N/R             | N/R    | N/R     | N/R     |
| Mount Nittany Medical Center              | General Acute   | ✓              | ✓        | ✓            | ✓            | ✓               | ✓      | ✓       | ✓       |
| Muncy Valley Hospital                     | General Acute   | ✓              | ✓        | ✓            | ✓            | ✓               | ✓      | ✓       | ✓       |
| <b>N – R</b>                              |                 |                |          |              |              |                 |        |         |         |
| Nason Hospital                            | General Acute   | ✓              | ✓        | ✓            | ✓            | ✓               | ✓      | ✓       | ✓       |
| Nazareth Hospital                         | General Acute   | ✓              | ✓        | ✓            | ✓            | ✓               | ✓      | ✓       | ✓       |
| Ohio Valley General Hospital              | General Acute   | ✓              | ✓        | ✓            | ✓            | ✓               | ✓      | ✓       | ✓       |
| Palmerton Hospital                        | General Acute   | 28 Days Late   | ✓        | ✓            | ✓            | I – 30%         | ✓      | ✓       | ✓       |
| Parkview Hospital                         | General Acute   | ✓              | Closed   | Closed       | Closed       | ✓               | Closed | Closed  | Closed  |
| Pennsylvania Hospital Univ PA Hlth Sys    | General Acute   | 37 Days Late   | ✓        | ✓            | ✓            | ✓               | ✓      | ✓       | ✓       |
| Philhaven Hospital                        | Psychiatric     | ✓              | ✓        | ✓            | ✓            | N/R             | N/R    | N/R     | N/R     |
| Philipsburg Area Hospital                 | General Acute   | ✓              | ✓        | ✓            | E – 16%      | ✓               | ✓      | ✓       | ✓       |
| Phoenixville Hospital Univ PA Hlth Sys    | General Acute   | ✓              | ✓        | ✓            | ✓            | ✓               | ✓      | ✓       | ✓       |
| Pinnacle Health Hospitals                 | General Acute   | ✓              | ✓        | ✓            | ✓            | ✓               | ✓      | ✓       | ✓       |
| Pocono Medical Center                     | General Acute   | ✓              | ✓        | ✓            | 12 Days Late | ✓               | ✓      | ✓       | ✓       |
| Pottstown Memorial Medical Center         | General Acute   | ✓              | E – 100% | 29 Days Late | ✓            | ✓               | ✓      | ✓       | ✓       |
| Pottsville Hospital & Warne Clinic        | General Acute   | ✓              | ✓        | ✓            | ✓            | ✓               | ✓      | ✓       | ✓       |
| Punxsutawney Area Hospital                | General Acute   | ✓              | ✓        | ✓            | ✓            | ✓               | ✓      | ✓       | ✓       |
| Reading Hospital and Medical Center       | General Acute   | ✓              | ✓        | ✓            | ✓            | ✓               | ✓      | ✓       | ✓       |

## Third Quarter 2003 through Second Quarter 2004 Inpatient Compliance Report

| Facility Name                               | Facility Type   | UB92 Compliant |              |             |              | Atlas Compliant |      |         |      |
|---------------------------------------------|-----------------|----------------|--------------|-------------|--------------|-----------------|------|---------|------|
|                                             |                 | 03Q3           | 03Q4         | 04Q1        | 04Q2         | 03Q3            | 03Q4 | 04Q1    | 04Q2 |
| Riddle Memorial Hospital                    | General Acute   | ✓              | 15 Days Late | ✓           | ✓            | ✓               | ✓    | ✓       | ✓    |
| Robert Packer Hospital                      | General Acute   | ✓              | ✓            | ✓           | ✓            | ✓               | ✓    | ✓       | ✓    |
| Roxborough Memorial Hospital                | General Acute   | ✓              | ✓            | ✓           | ✓            | ✓               | ✓    | ✓       | ✓    |
| <b>S</b>                                    |                 |                |              |             |              |                 |      |         |      |
| Sacred Heart Hospital/Allentown             | General Acute   | ✓              | ✓            | ✓           | ✓            | ✓               | ✓    | ✓       | ✓    |
| Saint Joseph's Hospital/Philadelphia        | General Acute   | ✓              | ✓            | ✓           | ✓            | ✓               | ✓    | I – 89% | ✓    |
| Saint Vincent Health Center                 | General Acute   | ✓              | ✓            | ✓           | ✓            | ✓               | ✓    | ✓       | ✓    |
| SCCI Hospital/Easton                        | Long Term Acute | ✓              | ✓            | ✓           | ✓            | N/R             | N/R  | N/R     | N/R  |
| SCCI Hospital/Harrisburg                    | Long Term Acute | ✓              | 13 Days Late | ✓           | ✓            | N/R             | N/R  | N/R     | N/R  |
| Select Specialty Hosp/Central PA/Camp Hill  | Long Term Acute | ✓              | ✓            | ✓           | ✓            | N/R             | N/R  | N/R     | N/R  |
| Select Specialty Hosp/Central PA (York)     | Long Term Acute | ✓              | ✓            | ✓           | ✓            | N/R             | N/R  | N/R     | N/R  |
| Select Specialty Hospital/Erie              | Long Term Acute | ✓              | ✓            | ✓           | ✓            | N/R             | N/R  | N/R     | N/R  |
| Select Specialty Hospital/Greensburg        | Long Term Acute | ✓              | ✓            | ✓           | ✓            | N/R             | N/R  | N/R     | N/R  |
| Select Specialty Hospital/Johnstown         | Long Term Acute | ✓              | ✓            | ✓           | ✓            | N/R             | N/R  | N/R     | N/R  |
| Select Specialty Hospital/Philadelphia AEMC | Long Term Acute | ✓              | ✓            | ✓           | ✓            | N/R             | N/R  | N/R     | N/R  |
| Select Specialty Hospital/Pittsburgh        | Long Term Acute | ✓              | ✓            | ✓           | ✓            | N/R             | N/R  | N/R     | N/R  |
| SemperCare Hospital of Lancaster            | Long Term Acute | E – 19%        | E – 24%      | E – 22%     | E – 15%      | N/R             | N/R  | N/R     | N/R  |
| Sewickley Valley Hospital                   | General Acute   | ✓              | ✓            | ✓           | ✓            | ✓               | ✓    | ✓       | ✓    |
| Shamokin Area Community Hospital            | General Acute   | ✓              | ✓            | ✓           | ✓            | ✓               | ✓    | ✓       | ✓    |
| Sharon Regional Health System               | General Acute   | ✓              | ✓            | ✓           | ✓            | ✓               | ✓    | ✓       | ✓    |
| Soldiers and Sailors Memorial Hospital      | General Acute   | ✓              | ✓            | ✓           | ✓            | ✓               | ✓    | ✓       | ✓    |
| Somerset Hospital Center for Health         | General Acute   | ✓              | 1 Day Late   | ✓           | 25 Days Late | ✓               | ✓    | ✓       | ✓    |
| Southwood Psychiatric Hospital              | Psychiatric     | ✓              | ✓            | ✓           | ✓            | N/R             | N/R  | N/R     | N/R  |
| St. Agnes Medical Center                    | General Acute   | ✓              | ✓            | ✓           | E – 16%      | ✓               | ✓    | ✓       | ✓    |
| St. Christopher's Hospital for Children     | Specialty Acute | E – 32%        | E – 38%      | E – 30%     | E – 34%      | ✓               | ✓    | ✓       | ✓    |
| St. Clair Memorial Hospital                 | General Acute   | ✓              | ✓            | ✓           | ✓            | ✓               | ✓    | ✓       | ✓    |
| St. Joseph Medical Center/Reading           | General Acute   | ✓              | 14 Days Late | ✓           | 8 Days Late  | ✓               | ✓    | ✓       | ✓    |
| St. Luke's Hospital/Bethlehem               | General Acute   | ✓              | ✓            | ✓           | ✓            | ✓               | ✓    | ✓       | ✓    |
| St. Luke's Miners Memorial Hospital         | General Acute   | ✓              | ✓            | ✓           | ✓            | ✓               | ✓    | ✓       | ✓    |
| St. Luke's Quakertown Hospital              | General Acute   | ✓              | ✓            | ✓           | ✓            | ✓               | ✓    | ✓       | ✓    |
| St. Mary Medical Center                     | General Acute   | ✓              | ✓            | ✓           | ✓            | ✓               | ✓    | ✓       | ✓    |
| Suburban General Hospital/Pittsburgh        | General Acute   | ✓              | ✓            | 7 Days Late | ✓            | ✓               | ✓    | ✓       | ✓    |
| Sunbury Community Hospital                  | General Acute   | ✓              | ✓            | ✓           | ✓            | ✓               | ✓    | ✓       | ✓    |
| <b>T – U</b>                                |                 |                |              |             |              |                 |      |         |      |
| Temple East, Inc                            | General Acute   | ✓              | ✓            | ✓           | ✓            | ✓               | ✓    | ✓       | Late |
| Temple Lower Bucks Hospital                 | General Acute   | ✓              | ✓            | ✓           | ✓            | ✓               | ✓    | ✓       | ✓    |
| Temple University Children's Medical Center | Specialty Acute | E – 28%        | E – 30%      | E – 27%     | E – 33%      | ✓               | ✓    | ✓       | ✓    |

## Third Quarter 2003 through Second Quarter 2004 Inpatient Compliance Report

| Facility Name                                | Facility Type   | UB92 Compliant |              |              |              | Atlas Compliant |         |      |      |
|----------------------------------------------|-----------------|----------------|--------------|--------------|--------------|-----------------|---------|------|------|
|                                              |                 | 03Q3           | 03Q4         | 04Q1         | 04Q2         | 03Q3            | 03Q4    | 04Q1 | 04Q2 |
| Temple University Hospital                   | General Acute   | ✓              | ✓            | ✓            | ✓            | ✓               | ✓       | ✓    | ✓    |
| Thomas Jefferson University Hospital         | General Acute   | ✓              | ✓            | ✓            | ✓            | ✓               | ✓       | ✓    | ✓    |
| Titusville Area Hospital                     | General Acute   | ✓              | ✓            | ✓            | ✓            | ✓               | ✓       | ✓    | ✓    |
| Troy Community Hospital                      | General Acute   | ✓              | ✓            | ✓            | ✓            | ✓               | ✓       | ✓    | ✓    |
| Tyler Memorial Hospital                      | General Acute   | ✓              | ✓            | ✓            | ✓            | ✓               | ✓       | ✓    | ✓    |
| Tyrone Hospital                              | General Acute   | ✓              | 22 Days Late | ✓            | ✓            | ✓               | ✓       | ✓    | ✓    |
| Uniontown Hospital                           | General Acute   | ✓              | ✓            | ✓            | ✓            | ✓               | ✓       | ✓    | ✓    |
| United Community Hospital                    | General Acute   | ✓              | 19 Days Late | ✓            | ✓            | ✓               | ✓       | ✓    | ✓    |
| University of PA Medical Center/Presbyterian | General Acute   | ✓              | ✓            | ✓            | ✓            | ✓               | ✓       | ✓    | ✓    |
| UPMC Bedford                                 | General Acute   | ✓              | ✓            | ✓            | ✓            | ✓               | ✓       | ✓    | ✓    |
| UPMC Braddock                                | General Acute   | ✓              | ✓            | ✓            | ✓            | ✓               | ✓       | ✓    | ✓    |
| UPMC Horizon                                 | General Acute   | ✓              | ✓            | ✓            | ✓            | ✓               | ✓       | ✓    | ✓    |
| UPMC Lee Regional Hospital                   | General Acute   | ✓              | ✓            | ✓            | ✓            | ✓               | ✓       | ✓    | ✓    |
| UPMC McKeesport                              | General Acute   | ✓              | ✓            | ✓            | ✓            | ✓               | ✓       | ✓    | ✓    |
| UPMC Northwest                               | General Acute   | ✓              | ✓            | ✓            | 4 Days Late  | ✓               | ✓       | ✓    | ✓    |
| UPMC Passavant                               | General Acute   | ✓              | ✓            | ✓            | ✓            | ✓               | ✓       | ✓    | ✓    |
| UPMC Passavant Cranberry                     | General Acute   | ✓              | ✓            | ✓            | ✓            | ✓               | ✓       | ✓    | ✓    |
| UPMC Presbyterian Shadyside                  | General Acute   | ✓              | ✓            | ✓            | ✓            | Late            | ✓       | ✓    | ✓    |
| UPMC Rehabilitation Hospital                 | Rehabilitation  | ✓              | ✓            | ✓            | ✓            | N/R             | N/R     | N/R  | N/R  |
| UPMC South Side                              | General Acute   | ✓              | ✓            | ✓            | ✓            | ✓               | ✓       | ✓    | ✓    |
| UPMC St. Margaret                            | General Acute   | ✓              | ✓            | ✓            | ✓            | ✓               | ✓       | ✓    | ✓    |
| <b>V – Z</b>                                 |                 |                |              |              |              |                 |         |      |      |
| Valley Forge Medical Center & Hospital       | Specialty       | ✓              | ✓            | ✓            | ✓            | N/R             | N/R     | N/R  | N/R  |
| Warminster Hospital                          | General Acute   | ✓              | ✓            | ✓            | ✓            | ✓               | ✓       | ✓    | ✓    |
| Warren General Hospital                      | General Acute   | ✓              | ✓            | ✓            | ✓            | I – 75%         | I – 80% | ✓    | Late |
| Washington Hospital                          | General Acute   | ✓              | ✓            | ✓            | ✓            | ✓               | ✓       | ✓    | ✓    |
| Wayne Memorial Hospital                      | General Acute   | E – 30%        | ✓            | 23 Days Late | 41 Days Late | ✓               | ✓       | ✓    | ✓    |
| Waynesboro Hospital                          | General Acute   | ✓              | ✓            | ✓            | ✓            | ✓               | ✓       | ✓    | ✓    |
| Western Pennsylvania Hospital                | General Acute   | ✓              | ✓            | 8 Days Late  | ✓            | ✓               | ✓       | ✓    | ✓    |
| Western Psychiatric Institute & Clinic       | Psychiatric     | E – NAIC       | ✓            | ✓            | ✓            | N/R             | N/R     | N/R  | N/R  |
| Westmoreland Regional Hospital               | General Acute   | ✓              | ✓            | ✓            | ✓            | ✓               | ✓       | ✓    | ✓    |
| Williamsport Hospital & Medical Center       | General Acute   | ✓              | ✓            | ✓            | ✓            | ✓               | ✓       | ✓    | ✓    |
| Wills Eye Hospital                           | Specialty Acute | ✓              | ✓            | ✓            | ✓            | N/R             | N/R     | N/R  | N/R  |
| Windber Hospital                             | General Acute   | 19 Days Late   | ✓            | ✓            | ✓            | ✓               | ✓       | ✓    | ✓    |
| WVHCS Hospital                               | General Acute   | ✓              | ✓            | ✓            | ✓            | ✓               | ✓       | ✓    | ✓    |
| York Hospital                                | General Acute   | ✓              | ✓            | ✓            | ✓            | ✓               | ✓       | ✓    | ✓    |

## Change of Status Information for Inpatient Facilities

| Facility Name                                | Information                                                                   |
|----------------------------------------------|-------------------------------------------------------------------------------|
| Angela Jane Pavilion Rehabilitation Hospital | Opened on January 13, 2003                                                    |
| Elkins Park Hospital                         | Closed on October 31, 2003                                                    |
| Kindred Hospital at Heritage Valley          | Opened on December 6, 2002                                                    |
| Mercy Providence Hospital                    | Merged with Mercy Hospital of Pittsburgh                                      |
| Methodist Hospital                           | Merged with Thomas Jefferson University Hospital, but reports data separately |
| Moss Rehabilitation Hospital                 | Merged with Albert Einstein Medical Center, but reports data separately       |
| National Hospital for Kids in Crisis         | Current Name: KidsPeace Hospital, Inc.                                        |
| Parkview Hospital                            | Closed on September 8, 2003                                                   |
| Western Psychiatric Institute & Clinic       | Merged with UPMC Presbyterian, but reports data separately                    |